

A Survey of Dutch Retirement Migrants Abroad: Codebook Version 1.0¹

Kène Henkens, Matthijs Kalmijn, Harry van Dalen, Esma Betül Savaş, and Juul Spaan

Netherlands Interdisciplinary Demographic Institute (NIDI)-KNAW

The Hague

February 17, 2022

*The project was funded by the Dutch Research Council
(NWO) under grant number 406.18.SW.022 for the
application “A Place to Grow Old? The Risks and Rewards of
Retirement Migration.”*

¹ When using the data, include the citation to this publication as follows: Henkens, K., Kalmijn, M., Van Dalen, H., Savaş, E.B., & J. Spaan (2021). *A Survey of Dutch Retirement Migrants Abroad: Codebook Version 1.0*. The Hague: Netherlands Interdisciplinary Demographic Institute (NIDI)-KNAW/University of Groningen.

Acknowledgements

For the completion of this project, we would like to express our appreciation for the support and contributions of the Sociale Verzekeringsbank (SVB), I&O Research (I&O), the Netherlands Interdisciplinary Demographic Institute (NIDI), in particular:

Robert Olieman (SVB)
Axel Koopman (SVB)
Eric Zeldenrust (SVB)
Michael Brandt (I&O)
Arnold Kooiker (I&O)
Jacqueline van der Helm (NIDI)
Jeannette van der Aar (NIDI)

We also thank the University of Amsterdam (AISSR) for supplementary financial support.

Table of Contents

1. BACKGROUND AND RESEARCH GOALS.....	4
2. DESIGN OF THE STUDY	7
3. FIELDWORK AND RESPONSE	10
4. QUESTIONNAIRE DESIGN AND SCALES	14
5. DATA SETS.....	20
6. ETHICAL CONSIDERATIONS AND SAFETY GUARDS	23
7. DATA INFORMATION: VARIABLE NAMES AND LABELS	24
8. SAMPLE CHARACTERISTICS: DRM	37
REFERENCES.....	38
APPENDIX A: QUESTIONNAIRE.....	41
APPENDIX B: ETHICAL CLEARANCE.....	95

1. Background and research goals

Substantial numbers of older adults in Northern and Western Europe migrate to Southern Europe and other destinations in search for 'a place to grow old' (van Dalen & Henkens, 2008). The motives for this so-called international retirement migration (IRM) are often described: an escape from the hectic environment caused by population density in the country of origin and an expected improvement in life conditions due to a better climate (van Dalen & Henkens, 2007, 2013). Retirement migration has become a new option in the 'modern life course' largely because of increased longevity. For recent cohorts of older adults, life expectancy at age 65 is estimated to be 18-21 years (for men respectively women) and about twelve years of this phase of the life course is estimated to be without any health problems (Bruggink, Garssen, Lodder, & Kardal, 2009). More time to grow old coincides with more money to spend. The Baby Boom generation that is now retiring has considerably more wealth than earlier generations (Kapteyn, Alessie, & Lusardi, 2005). In some countries, like the U.S., retirement migration is an older phenomenon but there it concerns predominantly internal migration whereas our study revolves around international migration (Bradley & Longino, 2009). While retirement migration is intended as a positive transition in the life course, with potential 'rewards' in many ways, the step to move abroad at higher ages might also entail risks.

First, there are potential problems with family ties, social networks and community involvement. Theoretical work on networks and ageing suggests that retirement migration may be an isolating experience. Migrants leave important strong ties behind (friends, adult children, other family) in a stage of life when strong ties and face-to-face contact become increasingly important for social and emotional support (Antonucci, 2001). Although digital connections remain possible, these probably cannot fully compensate for the isolation that migrants experience. The decline in the active network occurs at an age in which it is also more difficult to develop new ties (Kalmijn, 2012). Moreover, it is unclear how migrants integrate in the destination. Some studies suggest that there are communities of fellow countrymen in the destination but ties to the destination population are believed to be weak (O'Reilly, 2000). In many cases, retirement migrants move abroad with their partner. In these cases, migration can make high demands on the couple: partners become more dependent on each other in the destination, something that can be rewarding but also problematic for the stability of a marriage (Kalmijn & Bernasco, 2001).

Second, there are potential problems with health, wellbeing and the lifestyles of retirement migrants. Research on retirement more generally has argued that retirees often find it difficult to adjust to retirement and to develop new lifestyles (van Solinge & Henkens, 2008). Such adjustment problems seem even larger when a new way of living has to be developed in a completely new setting far away from home. The large amounts of free time, the lack of structure, and the holiday

mood that some may have can lead to 'lifestyle problems' like boredom and alcohol abuse (Benson & O'Reilly, 2009). Moreover, social isolation may increase the risk of depression. A related problem lies in the ageing process. In the early phase of the later life course, people are often fit and healthy, but in the later phase of the later life course, people develop health problems, physical limitations and are at risk of losing their spouse. The demand for (mental) health care then increases but the destination country will often have difficulties in meeting these demands (Hardill, Spradbery, Arnold-Boakes, & Marrugat, 2005). Return migration is an option but this will not always be possible or will not be possible quickly enough. Such health risks may be also unequally distributed in the migrant population, depending on people's socioeconomic resources.

The field of international retirement migration is a relatively young specialization and mixes insights from internal retirement migration with the broader literature on international migration. Contrary to the traditional literature on international migration (Mincer, 1978; Sjaastad, 1962) where migrants are in the prime of their life (20-40 years of age) and in search of labor market options (e.g., higher wages, job opportunities), retirement migration is positioned in later life when careers are almost finished and pension income becomes the prime source of income. A small but steadily increasing stream of research on international retirement migration has developed over the last few decades (Gustafson, 2008; Hall & Hardill, 2016; Repetti, Phillipson, & Calasanti, 2018). King et al. (1998) have focused on gathering data on UK elderly who moved to Spain, Portugal and Italy, and Sunil, Rojas, and Bradley (2007) and Rojas, LeBlanc, and Sunil (2014) take the case of U.S. older adults moving to Mexico. There are also a couple of innovative ethnographies, in particular the study of British expats in Spain (O'Reilly, 2000), and demographic analyses of migration rates and flows (Bradley & Longino, 2009; Warnes, 2009). Several findings have been suggested. Driving forces behind retirement migration are mainly to be found in place characteristics and personal attributes (Walters, 2002; Warnes, 2009). Retirement migrants typically highlight the prospect of a warmer climate as the main motivation for migrating (María Angeles Casado-Díaz, 2006; King, Warnes, & Williams, 1998). Retirement migrants have a low proficiency in the local language (Howard, 2008; King et al., 1998; Rodríguez, Fernández-Mayoralas, & Rojo, 1998), maintain social ties to friends and family in their native countries (Casado-Díaz, Casado-Díaz, & Casado-Díaz, 2014), and mainly socialize with other migrants (Casado-Díaz, Kaiser, & Warnes, 2004; Howard, 2008; King et al., 1998).

While the studies described above provide important first insights into the phenomenon of retirement migration, they have both methodological and theoretical limitations. First, the studies are often small-scale, qualitative, focusing on a single destination country, and not based on a systematic random sample. As a result, we do not have a reliable and representative view of the retirement migrant population. Second, studies have not compared retirement migrants to matched

samples of non-migrants. As a result, little is known about the possible selectivity of retirement migration nor do we know much about the possible 'effects' of retirement migration. Third, studies are primarily descriptive. In our view, there is much heterogeneity within the migrant population, with some migrants experiencing a positive transition ('rewards') whereas others experiencing difficulties ('risks'). Studies suggest many interesting but ad-hoc explanations about these differences but they are not based on a systematic theoretical framework nor do they test hypotheses derived from this framework.

The current survey was collected with four research goals in mind. Our first goal was descriptive: to obtain a systematic view of the social relationships and health and wellbeing of retirement migrants in different destinations based on nationally representative data (from one origin country). Our second goal was to describe the selectivity of retirement migration by comparing retirement migrants with a sample of retired non-migrants. Selectivity will be studied with respect to characteristics in three domains (the socio-economic domain, the health domain, and the family/marriage domain). Third, we attempt to assess the 'effects' of retirement migration on social relationships and health and wellbeing. Effects will be estimated using a comparison sample of non-migrants and applying propensity score methods to control for selectivity. Note that true causal effects cannot be estimated but with our design we can get a step closer to the causal effects. Our fourth and final goal was explanatory. Some migrants will be well-integrated and have high levels of well-being, whereas others may be isolated and possibly feel depressed. This part of the project will try to explain the heterogeneity *within* the retirement migration population. To do so, we will integrate and apply insights from theories in the field of ageing (socio-emotional selectivity theory, intergenerational solidarity theory), the field of networks (social capital theories, social investment theory), and the field of migration (transnationalist theories, integration/acculturation theories). The theories will be used to develop and test hypotheses about why some migrants fare well whereas others do not.

2. Design of the study

The current survey – called the survey of Dutch Retirement Migrants Abroad (abbreviated as DRM 2021) – was based on a nationally representative random sample from the Dutch Social Insurance Bank (SVB) of people aged 66-90 who left the Netherlands and who had accumulated at least 70% of public pension. This last criterion requires some explanation. In the Netherlands, each citizen who is living in the Netherlands (working or not) can accumulate a public pension for 2% per year from age 16 to age 66 (maximum 100%). If someone accumulated exactly 70% (the lower bound), this means that this person was in the Netherlands for at least 35 years, which could be, for example, from age 16 to 51 (if there were prior periods of foreign stays, this could be later than age 51). By using these criteria, we could be reasonably sure that the respondents migrated later in their life.

We further limited the population to people who had the Dutch nationality and who were born in the Netherlands. By using the nationality and nativity criteria, we could ensure that respondents moved to a foreign destination that was not their own origin country (i.e., return migrants were excluded). Neighboring countries Belgium and Germany were excluded from the population, even though many older Dutch persons live there. The main reason to exclude these persons had to do with heterogeneity. Some of these people will be IRMs in the way we have conceptualized, but many others will have lived in a border region before migration. Their move ‘abroad’ will not be comparable to a person who migrates explicitly to another country. Moreover, living in a border region will probably not introduce the adjustment and social isolation problems that we have conceptualized for the retirement migrants.

The total number of people defined this way in the population was approximately 24,048 in the beginning of 2021. Within this population, we limited the sample to the 40 most commonly chosen destinations. The reason to focus on only 40 countries was that this design allows for a multilevel analysis of respondents nested in destination countries. The goal was to have a sufficient number of respondents in each country. Using this type of analysis, effects of destination country characteristics can be studied in a reliable manner. The 40 countries cover 97% of the total IRM population (Table 1). The two most popular destinations were France (24.6%) and Spain (23.3%). The next most popular countries were, in order of popularity, Portugal, Thailand, Hungary, the US, Switzerland, the UK, and Italy (percentages varying from 2.1% to 5.3%). These percentages were calculated while excluding our neighbors and including all other countries (beyond the top 40).

From the two ‘largest’ destination countries (France and Spain), a sample of 40% was selected; from the next seven largest destination countries, a sample of 60% was selected; from the remaining destination countries, all respondents were selected (Table 1). This approach yielded a sufficient number of cases in each destination without making the sample too large. The dataset contains a weight that makes the sample representative for descriptive purposes. The total sample

was 14,168 (about 56% of the entire population). Individuals were sampled, which means that the partner could in principle be in the sample as well. This will be more likely in the smaller countries since all respondents were sampled there. Partners of a registered couple can be identified and matched using the household ID variable titled *hhencr*.

A comparison group of persons aged 66 and over who were born in the Netherlands was obtained from the LISS panel (Scherpenzeel, 2009). The LISS is an existing panel study in which respondents participate periodically with both standard modules and special modules using online questionnaires. Unlike most other internet panels, the LISS was based on a nationally representative sample obtained from Statistics Netherlands. The sample size was 1,364. The comparison group is fully integrated in the data set (see Chapter 5 for how this was done).

Table 1. Population of study by country and sample numbers: persons 66-90 with Dutch nationality abroad with 70% pension accumulation

	Country	Population	Sample	Fraction
0	Belgium	10617	0	0.00
0	Germany	7834	0	0.00
1	France	5910	2364	0.40
2	Spain	5605	2242	0.40
3	Portugal	1265	759	0.60
4	Thailand	1028	617	0.60
5	USA	987	592	0.60
6	Hungary	667	400	0.60
7	Great-Britain	530	318	0.60
8	Switzerland	528	317	0.60
9	Italy	512	307	0.60
10	Austria	472	472	1.00
11	Sweden	463	463	1.00
12	Curaçao	439	439	1.00
13	Canada	360	360	1.00
14	Philippines	343	343	1.00
15	Indonesia	326	326	1.00
16	Greece	295	295	1.00
17	South Africa	291	291	1.00
18	Turkey	285	285	1.00
19	Australia	273	273	1.00
20	Poland	247	247	1.00
21	Bonaire	210	210	1.00
22	Ireland	204	204	1.00
23	Suriname	197	197	1.00
24	Brazil	184	184	1.00
25	Canary Islands	175	175	1.00
26	Aruba	160	160	1.00

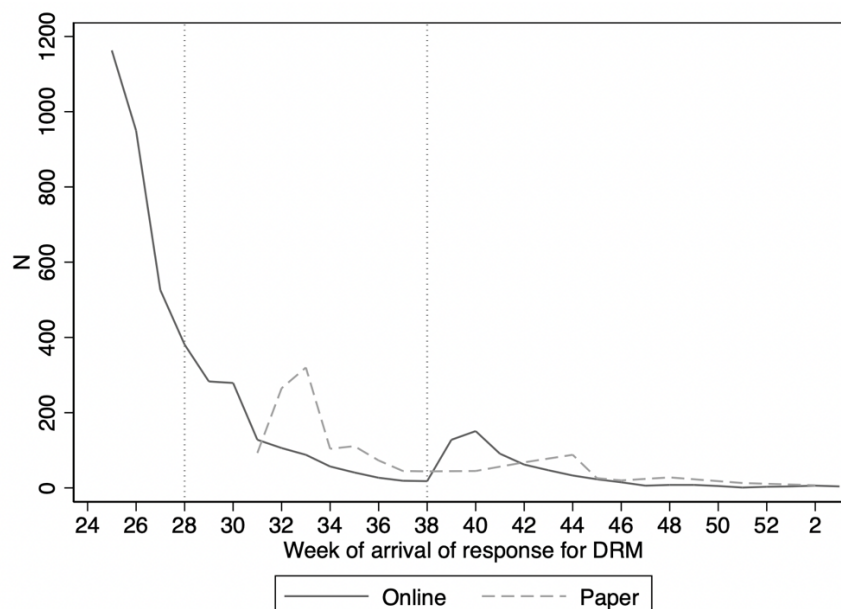
27	New Zealand	158	158	1.00
28	Israel	157	157	1.00
29	Norway	134	134	1.00
30	Luxembourg	126	126	1.00
31	Czech Republic	124	124	1.00
32	Romania	105	105	1.00
33	Denmark	95	95	1.00
34	Malta	93	93	1.00
35	Bulgaria	87	87	1.00
36	Malaysia	61	61	1.00
37	Colombia	55	55	1.00
38	Cyprus	46	46	1.00
39	Croatia	44	44	1.00
40	Dominican Republic	43	43	1.00
41+	Other countries	764	0	0.00
Total top 40*		23284	14168	
Total all countries*		24048		
Coverage		0.97		

* Excluding Belgium and Germany

3. Fieldwork and response

Fieldwork was organized by SVB in close collaboration with the NIDI research team and executed by I&O research. The SVB approached people in the research population mid-June 2021 (week 24) with letters from the SVB and NIDI explaining the study and inviting the individuals to participate in a CAWI round (Computer Assisted Webbased Interview). Mid-July (week 28), another letter was sent to individuals whom had not yet responded, in which they were reminded of the survey. This reminder contained a paper version of the CAWI questionnaire. The paper questionnaire could be returned without cost for the respondent, although some reported to have faced problems at the post office with regards to returning the survey. The online survey option was still open for respondents in case they preferred this option. Mid-September (week 38), the third and final reminder was sent out.

Figure 1. Weekly response for the online and paper survey (dotted line represents reminders).



The response progress can be seen in Figure 1, showing the postal intervals and the level of weekly response. Response clearly peaked after each of the three communications from our side – with a delay – and then flattened out quickly. The overall response is calculated in Table 2. Mails that came back as ‘return to sender’, ‘incorrect address’, and so forth ($n = 539$), were subtracted from the initial sample. Some people passed away in the fieldwork period. When people passed away before the second reminder was sent in week 28, we excluded them from the effective sample ($n = 86$). The effective sample thus consisted of 13,543 individuals. In some countries, the paper questionnaire was presented in two halves which had to be returned in separate envelopes (due to

postage weights).² In some cases, only one part was returned (n = 50 returned only the first part, n = 45 returned only the second part). Some respondents who began the questionnaire did not complete it (n = 181). Respondents were regarded as a response if they completed (the most important part of) the first module, which dealt with their migration history and their motives to migrate (i.e., the core module). The survey was estimated to take about 35 minutes to complete but individual variation was probably substantial, depending on the characteristics and speed of the individual respondent.

Table 2. Detailed response of DRM

	N	%
Initial sample	14,168	
– Letters retour	539	
– Mortality	86	
Effective sample	13,543	
Response uncorrected	6,291	46.4%
– Incomplete questionnaires	181	
Response corrected	6,110	45.1%
– Online	4,661	
– Paper	1,449	

The total response was N = 6,110 which amounts to a response rate of 45.1%, which is very good for Dutch web-based fieldwork (Table 2). The share of responding individuals who completed the paper questionnaire rather than the web version was 23.1%, but this varied by age (42.3% for those over 85 and 16.7% for those under 70). Figure 2 shows the response by country of destination, which ranges from 28.4% in Turkey to 63.3% in Norway. Figure 2 shows larger non-response for specific destination countries (e.g., Middle and South American countries). Figure 3 breaks down the response by gender and marital status, age, geographical distance between the Netherlands and the country of destination, and the GDP per capita in the destination country. We observe a gender difference, with larger response for men than women. Single men have a lower response than men with a partner. There is no partner effect for women. Younger respondents respond more often than older respondents. There is a larger non-response for people from far-away countries, except for the very far-away countries, such as New Zealand and Australia. There appears to be a non-linear effect of GDP per capita, with larger non-response for countries with the lowest and highest GDP per capita. The overall pattern is a positive association, however, with lower responses from poorer countries (Table 3). Although response is dependent on age, marital status, and the type of country, selectivity is modest. Country differences are considerable, but these do not appear to be very

² In some countries, the weight of the complete paper questionnaire exceeded the maximum allowed postage weight. By offering two return envelopes rather than one, the weight was kept under the maximum.

systematic (compare Figure 2 and 3). Keep in mind that nonresponse is not always caused by a respondent being unwilling to participate. In some countries, the mail system may not have worked as well as in others.

For the comparison group in LISS, no fieldwork was done as it was standard practice to field extra modules in the panel. All respondents over age 66 who were born in the Netherlands received an invitation to participate. Of this group, 89% participated. The total response was N = **1,364**.

Figure 2. Response rate for DRM per country.

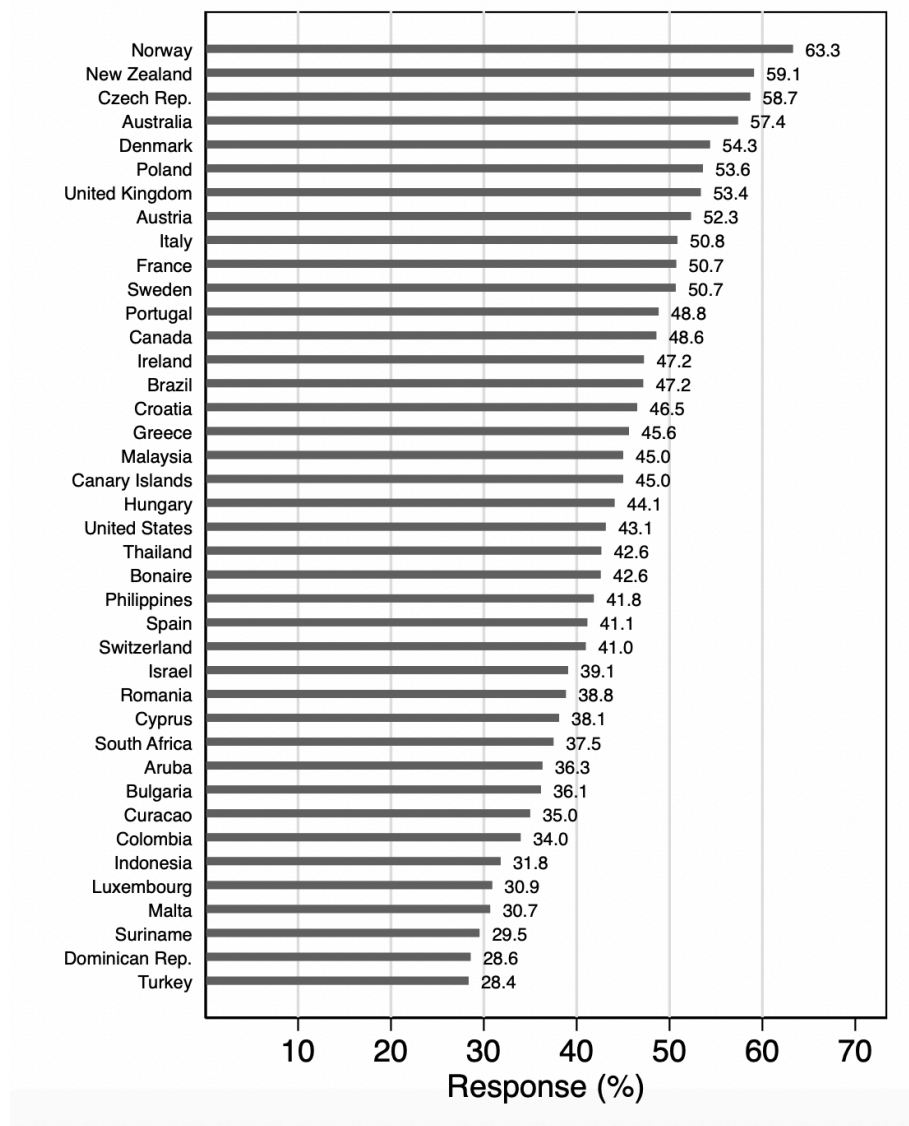


Figure 3. Response rate for DRM for different groups of people.

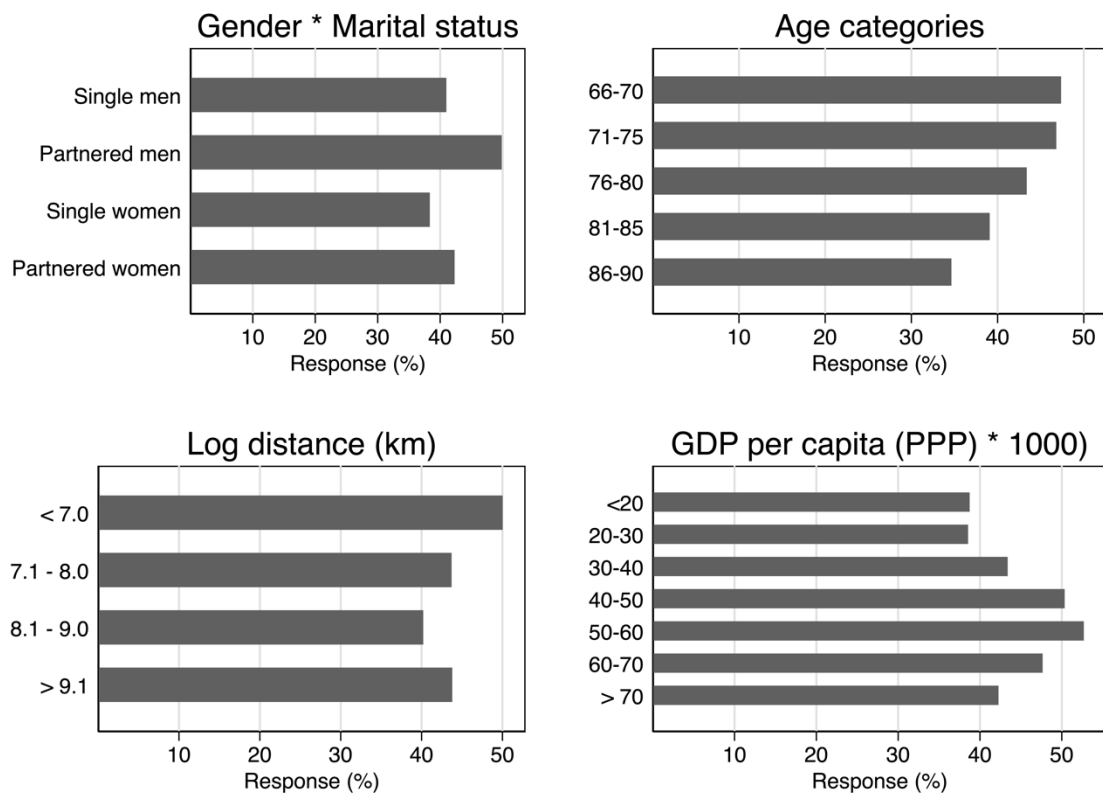


Table 3. Logistic regression model for the response to DRM

	Responded
Age (z)	-.138** (-7.64)
Gender * marital status (ref. = single men)	
Married men	.319** (6.34)
Single women	-.118* (-1.77)
Married women	-.047 (-.82)
Log distance (z)	-.0674** (-3.20)
GDP per capita (z)	.0868** (4.09)
Constant	-.326** (-7.46)
N	13526

t statistics in parentheses

~ $p < 0.10$, * $p < 0.05$, ** $p < 0.01$

4. Questionnaire design and scales

The questionnaire contained the following modules (the full questionnaire can be found in Appendix A):

Module A: Background and the migration process

Module B: Leisure time and social contacts

Module C: Partner, children, and family

Module D: Work, welfare, and health

Module E: Attitudes, values, well-being

The survey was held during the second stage of the international corona crisis, after it was postponed in the first stage of the crisis. Since so many aspects of social life were affected by the corona crisis, we decided to first ask people about how they experienced the corona crisis and after this set of questions, we explicitly asked respondents to report on what 'they were used to' (do) in the year *before* the corona crisis, which was defined as the period from March 2019 until March 2020. The retrospective method may introduce some measurement error, but the disadvantage of having all measures affected by the corona crisis was considered a more serious disadvantage. The 'corona effect' can still be measured using the intro questions on the personal evaluation of the corona crisis.

For several concepts, we relied on – sometimes modified – versions of scales used in previous research. To enable comparisons of results across research papers, we added these scales to the dataset. Unless indicated otherwise, each scale was calculated by taking the average of unstandardized items (with exceptions, see below). Items were reversed if needed. Scales were constructed if the respondents answered at least three of the items that were part of the scale. Below you can find further explanations of each scale with included variable names, items, and reliabilities.

Life satisfaction (a6lifusat1-a6lifusat4) – the extent to which people were satisfied with their lives. Four of the original five items from the Satisfaction with Life Scale (Diener et al., 1985) were employed in this questionnaire. The options ranged from 1 = *strongly disagree* to 5 = *strongly agree*. The scale was created by averaging the responses to the four questions. The reliability of the scale was $\alpha = .82$. The resulting variable was named xlifusat in the dataset.

1. (a6lifusat1) My life is ideal in most respects
2. (a6lifusat2) My living conditions are excellent
3. (a6lifusat3) All things considered, I am satisfied with my life
4. (a6lifusat4) If I could live my life over again, I would change very little

Corona adjustment (b2covexp1 – b2covexp4) – the degree to which people felt personally affected by the Corona crisis. Items were obtained from a Corona survey in Rotterdam (Engbersen et al., 2020). The options ranged from 1 = *strongly disagree* to 5 = *strongly agree*. The scale was created by averaging the responses to the four questions. The reliability of the scale was $\alpha = .74$. The resulting variable was named xcovid in the dataset.

1. (b2covexp1) The corona crisis felt very distant for me
2. (b2covexp2) The coronavirus is something I was afraid of
3. (b2covexp3) I was very worried about the corona crisis
4. (b2covexp4) I got a lot of stress from the corona crisis

Occupation (question d5occ – d5occ_st) – a self-classification of the respondent's last occupation in one of eight occupational groups, based on a modified version of a question designed by Ganzeboom (Ganzeboom, 2005). The categories can be scaled to average ISEI values if an ordered variable needs to be used (Ganzeboom & Treiman, 1996), this version is named xisei in the data.

1. Higher intellectual or professional (e.g., doctor, engineer, lawyer, organizational consultant, wo/hbo teacher)
2. Higher managerial occupation (e.g., director/owner of a large company, senior manager)
3. Secondary professional (e.g., teacher, nurse, policy officer, IT specialist, artist)
4. Secondary managerial or commercial profession (e.g., department manager, real estate agent, independent retailer)
5. Nonmanual work (e.g., foreman, administrative assistant, salesperson, receptionist, family carer)
6. Skilled manual or service work (e.g., auto mechanic, carpenter, plumber, baker, cook, hairdresser, police officer)
7. Unskilled/semi-skilled manual or service work (e.g., cleaner, packer, factory worker, driver, painter, childcarer)
8. Farmer and farm workers
9. (d5occ_st) Other, namely,
10. Never worked

Health problems (questions d17hlt1 – d17hlt14, d18hltsev, d19prehlt1 – d19prehlt14) – questions that measure the main physical (and some mental) health problems that older people can have, obtained from an existing Limiting Long-Standing Illnesses (LLSI) measure (Bajekal, Harries, Breman, & Woodfield, 2004). The nature of these items does not allow for calculating a scale variable, and must be adapted by the researcher working with the data.

1. (d17hlt1 & d19prehlt1) Problems with the hands or arms (also arthritis, rheumatism, RSI)
2. (d17hlt2 & d19prehlt2) Problems with the hips, legs or feet (also arthritis, rheumatism)
3. (d17hlt3 & d19prehlt3) Problems with the back and neck (also arthritis, rheumatism, RSI)
4. (d17hlt4 & d19prehlt4) Migraines or severe Headaches
5. (d17hlt5 & d19prehlt5) Cardiovascular disease
6. (d17hlt6 & d19prehlt6) Asthma, Bronchitis, Emphysema

7. (d17hlt7 & d19prehlt7) Stomach or Intestinal disorders
8. (d17hlt8 & d19prehlt8) Diabetes/Diabetes
9. (d17hlt9 & d19prehlt9) Psychological complaints
10. (d17hlt10 & d19prehlt10) Life-threatening diseases (e.g., cancer, AIDS)
11. (d17hlt11 & d19prehlt11) Sleep problems
12. (d17hlt12 & d19prehlt12) Other illness, condition, or complaint
13. (d17hlt13 & d19prehlt13) None of these
14. (d17hlt14 & d19prehlt14) Prefer not to say

Depressive symptoms (questions d22depr1 – d22depr8) – an abbreviated 8-item version of the Center of Epidemiological Studies Depression Scale (Radloff, 1977). The scale measures depressive symptoms and not clinical depression. The options ranged from 1 = *rarely or none of the time* to 4 = *most or all of the time*. The scale was created by averaging the responses to the eight questions. The reliability of the scale was $\alpha = .79$. The resulting variable was named xdepressive in the dataset.

1. (d22depr1) I felt depressed
2. (d22depr2) I had the feeling that everything I did was an effort
3. (d22depr3) My sleep was restless
4. (d22depr4) I was happy
5. (d22depr5) I felt lonely
6. (d22depr6) I enjoyed life
7. (d22depr7) I felt sad
8. (d22depr8) I just could not get “going”

Loneliness (questions d23lone1 – d23lone6) – an existing 6-item version of the loneliness scale developed by De Jong Gierveld and Van Tilburg (De Jong Gierveld & Van Tilburg, 2006). There were three options given to the respondents, 1 = *no*, 2 = *more or less*, 3 = *yes*. The scale was created using the procedure of de Jong Gierveld and Van Tilburg (2006). The reliability of the scale was $\alpha = .78$. The resulting variable was named xlonely in the dataset.

1. (d12lone1) I experience a general sense of emptiness
2. (d12lone2) There are plenty of people I can lean on when I have problems
3. (d12lone3) I have many people I can trust completely
4. (d12lone4) There are enough people I feel close to
5. (d12lone5) I miss having people around
6. (d12lone6) I often feel rejected

Cosmopolitanism (questions e10cosmo1 – e10cosmo6) – a modified version of a scale measuring “a general dispositional orientation reflecting an affinity for cultural diversity and the proclivity to master it,” adapted from the work of Cleveland and colleagues (p. 268, 2014). The scale was created by averaging the responses to the eight questions. The options ranged from 1 = *strongly disagree* to 5 = *strongly agree*. The reliability of the scale was $\alpha = .93$. The resulting variable was named xcosmo in the dataset.

1. (e10cosmo1) I like to learn about other ways of living
2. (e10cosmo2) It's good to exchange ideas with people from other countries and cultures
3. (e10cosmo3) By interacting with people from other countries you get to know their unique ideas and approaches
4. (e10cosmo4) You can enrich your life by meeting people from other countries
5. (e10cosmo5) I would like to learn more about people in other countries
6. (e10cosmo6) It is always interesting to observe people from other cultures

Climate attitudes (questions e10climate1 – e10climate4) – attitude questions that measure the degree to which respondents are concerned with climate change, borrowed from several sources, including the European Social Survey and the European Values Study but adapted to make the items suitable for standard Likert items that were used throughout the questionnaire. The scale was created by averaging the responses to the eight questions. The options ranged from 1 = *strongly disagree* to 5 = *strongly agree*. The reliability of the scale was $\alpha = .86$. The resulting variable was named xclimate in the dataset.

1. (e10climate1) I am willing to donate part of my income for climate improvement
2. (e10climate2) I am very concerned about global warming
3. (e10climate3) Many claims about global warming are exaggerated
4. (e10climate4) Improving the climate must be a priority, even if it hampers economic growth

Filial obligations (questions e10filial1 – e10filial6) – questions that measure the degree to which people feel normatively obliged to support their parents and their children if in need. The questions were borrowed from the Netherlands Kinship Panel Study (Dykstra, Kalmijn, Komter, Liefbroer, & Mulder, 2005) and previously analyzed by De Vries et al. (2009). Two scales were created by averaging the responses to the first and last four questions. The options ranged from 1 = *strongly disagree* to 5 = *strongly agree*. The reliability of the first scale was $\alpha = .74$, and second scale was $\alpha = .77$. The resulting variables were named xfilialup and xfilialdown, respectively, in the dataset.

1. (e10filial1) Children should take care of their sick parents
2. (e10filial1) When parents are old, they should be able to live with their children
3. (e10filial2) Children who live nearby should visit their parents at least once a week
4. (e10filial3) Parents should support their adult children when they need it
5. (e10filial4) Parents should help their adult children financially when they need it
6. (e10filial5) Parents should provide shelter for their adult children if they need it

Postmaterialism (questions e11postmat1 and e11postmat2) – these questions that can be used to make a distinction between three value orientations: postmaterialist, materialist, and mixed (Inglehart & Abramson, 1999). The items were borrowed from the European Values Survey (Halman, 2001) but the item on ‘fighting inflation’ was replaced by an item on ‘stimulating economic growth’. The respondents were asked to prioritize the statements into most important and second most

important. The recoding of this scale was done according to procedure in Halman (2001). The resulting variable was named *xmat* in the dataset.

1. Maintaining the rule of law
2. Giving people a bigger say in important government decisions
3. Stimulating economic growth
4. Protecting free speech

Hippie orientation (questions *e12hippie1* – *e12hippie4*) – questions that measure the degree to which people were culturally attached to the progressive climate of the 1960s and 1970s (1 = *no* to 4 = *very*). The items were borrowed from the NIDI Pension Panel Survey (NPPS) (Henkens et al., 2018). The reliability of the scale was $\alpha = .81$. The resulting variable was named *xhippie* in the dataset.

1. (*e12hippie1*) Hippie culture
2. (*e12hippie2*) Protest generation/anti-establishment
3. (*e12hippie3*) Feminism
4. (*e12hippie4*) Alternative lifestyles

Personality (questions *e13pers1* – *e13pers21*) – three personality dimensions were measured, each with 7 items with options ranging from 1 = *completely wrong* to 5 = *absolutely correct*, and based on the Big Five theory of personality:

- extraversion (items 1, 4, 7, 10, 13, 16, 19) The reliability of the scale was $\alpha = .83$. The resulting variable was named *xextraversion* in the dataset.
- emotional stability (items 2, 5, 8, 11, 14, 17, 20). The reliability of the scale was $\alpha = .86$. The resulting variable was named *xestability* in the dataset.
- adventurousness (as a subdimension of openness) (items 3, 6, 9, 12, 15, 18, 21). The reliability of the scale was $\alpha = .80$. The resulting variable was named *xadventure* in the dataset.

1. (*e23pers1*) Don't talk much.
2. (*e23pers2*) Get stressed easily.
3. (*e23pers3*) Prefer variety to routine.
4. (*e23pers4*) Feel good in the company of people.
5. (*e23pers5*) I am relaxed most of the time.
6. (*e23pers6*) I like to keep everything the way it is.
7. (*e23pers7*) Stay in the background.
8. (*e23pers8*) Get alarmed easily.
9. (*e23pers9*) Love to start something new.
10. (*e23pers10*) Start conversations.
11. (*e23pers11*) Get upset easily.
12. (*e23pers12*) Am attached to fixed patterns and habits.
13. (*e23pers13*) Have little to say.
14. (*e23pers14*) My mood changes often.
15. (*e23pers15*) Hate change.
16. (*e23pers16*) Talk to many different people at parties.

17. (e23pers17) Have frequent mood swings.
18. (e23pers18) Am a creature of habit.
19. (e23pers19) Am quiet in the company of strangers.
20. (e23pers20) I often feel depressed.
21. (e23pers21) Am interested in many things.

All items were obtained from the IPIP personality inventory (Goldberg et al., 2006), which is published online (<https://ipip.ori.org/>). The selection of items for extraversion and emotional stability was based on analyses of the full scales available in LISS. The Dutch translation of these items was obtained from LISS as well. The adventurousness items were translated by and cross-checked between the authors of the codebook.

5. Data sets

The dataset contains the DRM data and the LISS data. The file contains 7,474 cases, of which 6,110 are from DRM and 1,364 are from LISS. Only actual respondents are included in the data set. The name of this data set is DRM2021_v1.0, to indicate that this version 1.0. There is an additional data set which also contains the nonresponse. The data set that includes nonresponse is called DRM2021nonresp_v1.0 and does not contain LISS data.

The original questionnaire is in Dutch, but both an English and a Dutch version are attached to this codebook. The variable and value labels in the dataset are in English. Data were cleaned for the following cases: (a) to correct impossible codes or to make them missing, (b) to add codes that could not be machine-read (only for the paper versions). No data imputations were done but 'open answers' were categorized if possible. Missing values can be present since it was allowed to skip questions. In some questions, there were also explicit missing options offered (e.g., 'prefer not to say' option for health questions).

Two weight variables were constructed:

- *xdesignwgt* adjusts for the sampling scheme of the countries so that all destination countries are represented in the way that they are present in the population as defined for this study; not that this does not allow for nonresponse, it only corrects for the 'undersampling' of larger countries;
- *xtotalwgt* adjusts for the sample scheme and for the nonresponse tendencies by age, gender and marital status, and country.

We recommend to use weights for descriptive purposes and primarily the design weight since this is the most neutral weight. The use of nonresponse weights may lead to new biases which are difficult to predict (e.g., older persons are underrepresented but the older respondents may not be representative of the older population in other respects). For regression models and in particular for multilevel models, weights are not recommended.

The LISS comparison group was merged to the migrant group since the measures were virtually the same. For some questions, there were differences in wording or in the time frame. In the migrant survey, some questions referred to the period 'before migration'. In the comparison group, these questions were referring to the age of 65. These questions were kept in separate variables in the merged data set but can be combined if deemed useful. Hence, these variables have the same name and scales, but with subscripts indicating the source (i.e., *_L*) if there were differences in the scale

construction, this was noted in the variable label.

Missing values

There were several types of missing values in the data (Table 4). In the online version of DRM, respondents could skip a question, but they were prompted with the question of whether they were certain that they wanted to skip. In the paper questionnaire, respondents could also skip any questions due to the nature of the paper questionnaire. Some questions included a “Don’t know”, “Prefer not to say”, or “Cannot say” option. If we encountered impossible values, we coded these to -5.

Table 4. Coding of missing values

Value	Label	Explanation
System missing	.	Question not asked as a result of routing, skipping or quitting
-5	Impossible values	Value outside possible range or illogical
-6	Not applicable (self-indicated)	Respondent selected the category “NA” that was provided with the question
-7	Don’t know	Respondent selected the category “Don’t know” that was provided with the question
-8	Prefer not to say	Respondent selected the category “Prefer not to say” that was provided with the question
-9	Cannot say	Respondent selected the category “Cannot say” that was provided with the question
-10	Unknown (Missing)	Missing values in LISS register variables

Administrative variables

We received background information about our respondents via the Sociale Verzekeringsbank (SVB) registers, such as age, gender, and the type of pension they received. We also received background information from the LISS participants, such as their income and household characteristics.

Constructed variables

A number of variables were constructed after data collection and added to the data set (apart from the scale variables):

- xtargetpop = indicating whether respondent fits the target population (age range 66-90 and in terms of migration history, i.e., some moved earlier in the life course or moved back to the Netherlands) (n=378).
- xagemig = respondent’s age at migration, calculated by subtracting the year of migration from the year of birth.

xagecat	= age categories constructed from SVB_age
xdest	= self-reported country of destination (without spelling mistakes).
xdestnum	= self-reported country of destination, numbered.
xcontinent	= geographical continent of the destination country.
xdist	= geographical distance (km) from the centroid of the Netherlands to the centroid of the country of destination.
xgdp	= GDP per capita of the destination country, PPP (current international \$). (worldbank, 2020).
xpensionyear	= year a person started receiving pension, constructed from the SVB variable of month and year the person's pension rights began.
xiscd	= education in categorical ISCED scale (OECD/Eurostat/UNESCO Institute for Statistics, 2015).
xisled	= education in continuous ISLED values (Schröder & Ganzeboom, 2014).

6. Ethical considerations and safety guards

In many respects, the DRM was a normal population survey that did not raise specific ethical concerns. There were a few issues, however, that warrant attention. The SVB drew the sample and therefore had access to personally identifying information from respondents. We made sure that this information was not shared with the fieldwork agency (I&O) and the NIDI researchers. Each respondent had a unique respondent ID but the link between this ID and the identifying information could only be made by SVB. Moreover, SVB was not given access to the answers the respondents filled out, these answers were only known by I&O and NIDI. This separation between SVB and I&O/NIDI was also explained to respondents in each letter they received. SVB supported our survey but was not a sponsor or client. The survey was purely intended as a scientific study of IRM.

Respondents were given a NIDI email address, a postal address, and a NIDI telephone number that could be used as a contact. Given the large sample size, a substantial number of respondents called, sent letters or e-mailed. These contacts dealt mostly with technical issues, privacy issues, refusals to participate, substantive questions about the questionnaire, and requests for being sent the research findings. All mails sent to this official email address were answered by the NIDI team. Several respondents also wanted to share more information with us about their experiences. There were 5 complaints sent to SVB, out of the total sample of more than 14,000 respondents.

In the spring of 2022, respondents who requested so will be given a brief report with the most important findings. There was also a NIDI-owned website with more information about the survey and FAQs. This website will also be used to publish the first findings.

The questionnaire contained questions that are usually not regarded as privacy sensitive. There were a few questions that are sometimes regarded as sensitive, in particular places of birth, religious participation, and health. In the questionnaire, it was explicitly stated that respondents could skip these questions if they wanted to do so.

An application was made to the Research ethics committee (REC) of the Faculty of Spatial Sciences of the University of Groningen (RUG) in which the survey was explained and in which the measures taken were described (as in this paragraph). The committee granted their ethical approval on June 1, 2021, before the survey began. A copy of the approval letter is included as Appendix B.

7. Data Information: Variable Names and Labels

Variable names and labels

The variables in the dataset are as follows:

name	= variables about fieldwork (e.g., respondent code)
module letter + question number + name	= main variables
module letter + question number + name + _L	= variables specific to the LISS questionnaire
SVB_ + name	= administrative variables received from SVB
LISS_ + name	= administrative variables received from LISS
x + name	= variables constructed after data collection

The complete list of variables and labels can be found in Table 5.

Table 5. Variable names and labels

Variable name	Variable label
version	version 1.0
survey	DRM or LISS
id	encrypted respondent id
hhencr	encrypted household number
fieldwtype	online or paper version
response	response in survey for DRM
date	date of response for DRM
week	week of arrival of response for DRM
qsdate_L	beginning date of the questionnaire
qstime_L	beginning time of the questionnaire
qedate_L	end date of the questionnaire
qetime_L	end time of the questionnaire
qdur_L	length of questionnaire in seconds
xtargetpop	respondent fits inclusion criteria
xagecat	age categories constructed from SVB registers
xagemig	age at migration
xdest	country of destination (self-reported)
xdestnum	country of destination, numbered
xcontinent	destination country's geographical continent
xdist	distance (km) from destination to the Netherlands (centroid)
xgdp	GDP per capita/1000 (PPP, current \$) in the destination country
xpensionyear	start of pension
xdesignwgt	design weight
xtotalwgt	total weight (required for descriptives)
xisced	education in ISCED scale
xisled	linear education (ISLED)
xextraversion	average of extraversion sub-scale
xadventure	average of adventurousness sub-scale
xestability	average of emotional stability sub-scale
xdepressive	average of depressive symptoms scale
xlifesat	average of life satisfaction scale
xcovid	average of covid experience scale
xlonely	loneliness scale
xcosmo	average of cosmopolitanism scale
xclimate	average of climate attitudes scale
xfilialup	average of upward filial obligations scale
xfilialdown	average of downward filial obligations scale
xhippie	average of hippie orientation scale
xmat	postmaterialism scale
xisei	occupation in ISEI scores
a1gender	gender of the respondent
a2ybir	birth year of the respondent
a3edu	highest attained level of education of the respondent
a3edu_L	education level of the respondent - with a diploma
a4origin	birth country of the respondent
a4origin_fat	birth country of the respondent's father
a4origin_mot	birth country of the respondent's mother
a5sat1	satisfied with - house
a5sat2	satisfied with - finances

a5sat3	satisfied with - neighborhood
a5sat4	satisfied with - free time
a5sat5	satisfied with - relationship/marriage
a5sat6	satisfied with - social contacts (not family)
a5sat7	satisfied with - relationship with children
a5sat8	satisfied with - relationship with parents
a5sat9	satisfied with - health
a6lifesat1	ls - my life is ideal in most respects
a6lifesat2	ls - my living conditions are excellent
a6lifesat3	ls - all things considered, I am satisfied with my life
a6lifesat4	ls - if I could live my life again, I would change very little
a7migyear	year of migration
a8prevst1	previous visit to destination - vacation (three or more times)
a8prevst2	previous visit to destination - lived there
a8prevst3	previous visit to destination - had a house
a8prevst4	previous visit to destination - none
a9prehome1	house characteristics before migration - owned home
a9prehome2	house characteristics before migration - detached, semi-detached or corner house
a9prehome3	house characteristics before migration - big garden
a9prehome4	house characteristics before migration - large balcony or roof terrace
a9prehome5	house characteristics before migration - living room of more than 40m ²
a9prehome6	house characteristics before migration - three or more (bed)rooms
a9prehome7	house characteristics before migration - two or more bathrooms
a9prehome8	house characteristics before migration - a swimming pool
a9prehome9	house characteristics before migration - none
a10prearea1	descriptives of the place before migration - busy/quiet
a10prearea2	descriptives of the place before migration - urban/rural
a10prearea3	descriptives of the place before migration - nature
a10prearea4	descriptives of the place before migration - amenities
a10prearea5	descriptives of the place before migration - safety
a10prearea6	descriptives of the place before migration - contact with neighbors
a11migp	migrated together with partner
a12migkid	migrated together with child(ren)
a13presoc1	social network in destination before migration - children
a13presoc2	social network in destination before migration - parents
a13presoc3	social network in destination before migration - other family
a13presoc4	social network in destination before migration - friends
a13presoc5	social network in destination before migration - others
a13presoc6	social network in destination before migration - none
a14migdec_p	partner's attitude on migration decision
a14migdec_kid	children's attitude on migration decision
a14migdec_par	parents' attitude on migration decision
a14migdec_frn	friends' attitude on migration decision
a15migdec	own attitude on migration decision
a16prep1	preparation for migration - language
a16prep2	preparation for migration - reading
a16prep3	preparation for migration - talking to emigrants/locals
a16prep4	preparation for migration - visit migration fair
a16prep5	preparation for migration - search for housing/work
a16prep6	preparation for migration - none

a17budget	financial budget for the first year of migration
a18motivea	motivation to migrate - manners and mentality in NL
a18motiveb	motivation to migrate - bureaucracy in NL
a18motivec	motivation to migrate - population density in NL
a18motived	motivation to migrate - politics/government in NL
a18motivee	motivation to migrate - few social ties in NL
a18motivef	motivation to migrate - nature, peace and quiet in destination
a18motiveg	motivation to migrate - culture and people in destination
a18motiveh	motivation to migrate - better weather, climate
a18motivei	motivation to migrate - cheaper living in destination
a18motivej	motivation to migrate - adventure and new experiences
a18motivek	motivation to migrate - job or own company in destination
a18motivel	motivation to migrate - volunteering in destination
a18motivem	motivation to migrate - health
a18motiven	motivation to migrate - partner's health
a18motiveo	motivation to migrate - for a new partner in destination
a18motivep	motivation to migrate - starting a new life
a18motiveq	motivation to migrate - back to the one's roots
a18motiver	motivation to migrate - another reason
a18motive_st	motivation to migrate - string
a19motiveno1	most important motive
a20preact1	activity between 50-65 - group sports
a20preact2	activity between 50-65 - association
a20preact3	activity between 50-65 - volunteer
a20preact4	activity between 50-65 - religious services
a20preact5	activity between 50-65 - neighborhood
a21adj1	adjustment to life after migration
a22adj2	time it took to adjust to life after migration
a23adj3	adjusting to life immediately after migration
a24adj4	intensity of transition
a25probmig1	problems in first year - authorities/bureaucracy in destination
a25probmig2	problems in first year - authorities/bureaucracy NL
a25probmig3	problems in first year - companies in destination
a25probmig4	problems in first year - companies in NL
a25probmig5	problems in first year - healthcare agency in destination
a25probmig6	problems in first year - people in new neighborhood/hometown
a25probmig7	problems in first year - financial setbacks
a25probmig8	problems in first year - none
a27urb	urbanization
a28area1	descriptives of the place after migration - busy/quiet
a28area2	descriptives of the place after migration - urban/rural
a28area3	descriptives of the place after migration - nature
a28area4	descriptives of the place after migration - amenities
a28area5	descriptives of the place after migration - safety
a28area6	descriptives of the place after migration - contact with neighbors
a29resleng	length of residence in current place
a30othermig	other Dutch or other emigrants in the place of residence
a31destlang	destination language ability
a32english	communication in English
a33reint	return intentions to NL
a34replan	return plans in the next 3 years to NL

a35rersn1	return reason - health
a35rersn2	return reason - partner's health
a35rersn3	return reason - kids in NL
a35rersn4	return reason - grandkids in NL
a35rersn5	return reason - parents in NL
a35rersn6	return reason - financial reasons
a35rersn7	return reason - divorce or death of partner
a35rersn8	return reason - other
a35rersn_st	return reason - string
b1covrule1	covid rules in destination - 24 hour lockdown
b1covrule2	covid rules in destination - curfew
b1covrule3	covid rules in destination - travel restrictions
b1covrule4	covid rules in destination - visitor restrictions
b1covrule5	covid rules in destination - long-term closure of hospitality
b1covrule6	covid rules in destination - none
b2covexp1	experience of the pandemic - coronacrisis felt distant
b2covexp2	experience of the pandemic - afraid of corona
b2covexp3	experience of the pandemic - concerned about corona
b2covexp4	experience of the pandemic - stress because of corona
b3coveff1	covid changes - face-to-face contact with (grand)kids
b3coveff2	covid changes - face-to-face contact with other people
b3coveff3	covid changes - outdoor leisure activities
b4covinf	covid infection
b5act1	activities - shopping
b5act2	activities - walking in nature
b5act3	activities - (board) games
b5act4	activities - relaxing, sunbathing
b5act5	activities - group sports
b5act6	activities - individual sports
b5act7	activities - maintenance, renovation, restoration
b5act8	activities - gardening
b5act9	activities - reading
b5act10	activities - computering, gaming, etc
b6act1	activities - photography
b6act2	activities - making music
b6act3	activities - singing, acting
b6act4	activities - painting, drawing, writing etc
b6act5	activities - participate in study or courses
b6act6	activities - meditation, healing and spiritual self development
b6act7	activities - yoga etc
b6act8	activities - collecting or other hobbies
b7vst1	visits - to theatre, concert or cinema
b7vst2	visits - to museum, castle or monument
b7vst3	visits - to fair, antique market, flea market or festival
b7vst4	visits - to city or village in the area
b7vst5	visits - to sports match
b7vst6	visits - to local civic or political gathering
b7vst7	visits - to activities organized for Dutch people
b7vst8	visits - to religious service
b8din	frequency of going out for dinner before covid
b9con	contact with natives in your neighbourhood before covid

b10con	contact with other migrants in your neighbourhood before covid
b9_10con_L	contact with neighbours before covid
b11con	going to restaurants with natives before covid
b12con	going to restaurants with other migrants before covid
b13con	visit by natives before covid
b14con	visit by other migrants before covid
b13_14con_L	visit by people before covid
b15frn1	friendship with Dutch citizens living in NL
b15frn2	friendship with Dutch migrants
b15frn12_L	friendship with Dutch
b15frn3	friendship with other migrants
b15frn4	friendship with natives
b15frn34_L	friendship with people with migrant background
b16vol	volunteering
b17voltype	origin of fellow volunteers
b18tv	frequency of watching TV before covid
b19nltv	frequency of watching Dutch TV before covid
b20nlvstdc	visited NL during covid
b21nltimecdc	length of time spent in NL during covid
b22nlvst	visited NL before covid
b23nlvstlst	last NL visit
b24nlstay	length of stay in NL before covid
b25con1	contact with kids - before covid
b25con2	contact with grandkids - before covid
b25con3	contact with parents - before covid
b25con4	contact with friends - before covid
b26nlhome	has a house (rent/own) in NL
b27frnvst	visit from friends to the destination - before covid
b27frnvst_L	visit from good friends before covid
b28frncon	contact with friends by phone or internet - before covid
b28frncon_L	contact from friends by phone etc before covid
b29frnlost	lost friendships since emigration
b29frnlost_L	lost friendships since 65
b30frnnew	new friendships formed since migration
b30frnnew_L	new friendships formed since 65
c1migrp	partner at the moment of migration
c1migrp_L	partner at age 65
c2migrp_start	age started relationship
c2migrp_start_L	age when you started this relationship
c2migrp_cohab	age started cohabiting
c2migrp_cohab_L	age started cohabiting
c3migrp_stat	continuation of this partnership
c3migrp_stat_L	continuation of this partnership
c4migrp_ysep	separation year
c4migrp_ysep_L	separation year
c5current_p	current partner status
c6p_start	age started current relationship
c6p_cohab	age started cohabiting current relationship
c7p_age	partner's age
c8origin_p	partner's birth country
c8originp_mot	partner's mother's birth country

c8originp_fat	partner's father's birth country
c9p_meet	partner's country of residence when met
c10p_edu	partner's highest attained level of education
c11p_health	partner's health status
c12p_sup1	support from partner - health
c12p_sup2	support from partner - free time and social contacts
c12p_sup3	support from partner - practicalities
c12p_sup4	support from partner - personal matters
c13p_act1	spending time alone or together - social contacts
c13p_act2	spending time alone or together - sports
c13p_act3	spending time alone or together - hobbies
c13p_act4	spending time alone or together - hiking, trips, travel
c13p_act5	spending time alone or together - going out
c14p_conf1	conflicts with partner about - finances
c14p_conf2	conflicts with partner about - family and friends
c14p_conf3	conflicts with partner about - leisure, way of life
c14p_conf4	conflicts with partner about - future plans
c15mot	respondent's mother alive or not
c15motd	year of death of respondent's mother
c15motb	year of birth of respondent's mother
c16fat	respondent's father alive or not
c16fatd	year of death of respondent's father
c16fatb	year of birth of respondent's father
c17kid	having biological children
c17kidno	number of children
c18gkid	having biological grandchildren
c18gkidno	number of grandchildren
c19gkidage	age of the oldest grandchild
c20opkid1	bk - The bond with my child(ren) is better now than before emigration
c20opkid2	bk - I would like to see my child(ren) more often
c20opkid3	bk - I miss my child(ren)
c20opkid4	bk - My child(ren) visit me less often than I expected when I migrated
c20opkid5	bk - I sometimes feel guilty towards my child(ren) that I live abroad
c20opkid5_L	bk - I sometimes feel guilty towards my child(ren)
c20opkid6	bk - My child(ren) would welcome it if I would return to the Netherlands
c21kidage	age of the child that has the first birthday
c22kidgender	gender of this child
c23kidjob1	employment status of this child - working
c23kidjob2	employment status of this child - unemployed
c23kidjob3	employment status of this child - unfit for work/sick leave
c23kidjob4	employment status of this child - not working (study, family)
c23kidjob5	employment status of this child - other
c24kids_p	partner status of this child
c25kidparent	which relationship this child comes from
c26kidcntry	where the child lives
c27kidvstnl	frequency of visiting this child in NL
c28kidvst	frequency of this child visiting the respondent in the destination
c28kidvst_L	frequency of seeing this child
c29kidvstdur	length of stay of this child's visit
c30kidcon	contact with kids by phone or internet
c31kidclose	closeness of the relationship to this child

c32kidconf	conflicts with this child
c33gkid1	kids that this child has - none
c33gkid2	kids that this child has - children age 0-17
c33gkid3	kids that this child has - children over 18
c34gkidcon	frequency of seeing the grandkids before covid
c35gkidclose	closeness of the relationship to this grandchild
d1prejob1	employment status before migration - working
d1prejob2	employment status before migration - unemployed
d1prejob3	employment status before migration - unfit for work/sick leave
d1prejob4	employment status before migration - (early) retired
d1prejob5	employment status before migration - not working (study, family)
d1prejob1_L	employment status before 65 - working
d1prejob2_L	employment status before 65 - unemployed
d1prejob3_L	employment status before 65 - unfit for work/sick leave
d1prejob4_L	employment status before 65 - (early) retired
d1prejob5_L	employment status before 65 - not working (study, family)
d1retireage	age that the respondent stopped working
d2postmigjob	paid work after migration
d3jobnow	paid work now
d4jobstop	age that the respondent stopped working in the destination
d5occ	last occupation in NL
d5occ_st	last occupation in NL - string
d6empnl	employment: payroll or self-employed
d7postjob	job similarity in the destination compared to NL
d8postjobt	type of work in destination
d9empdes	employment: payroll or self-employed in destination
d10incgetby	how to get by with current income
d11inccomp	income compared to residents in the destination
d12home1	house - owned home
d12home2	house - detached, semi-detached or corner house
d12home3	house - big garden
d12home4	house - large balcony or roof terrace
d12home5	house - living room of more than 40m2
d12home6	house characteristics - three or more (bed)rooms
d12home7	house characteristics - two or more bathrooms
d12home8	house characteristics - a swimming pool
d12home9	house characteristics - extra living area with private bathroom
d12home10	house characteristics - none
d13home_old	living with older adults
d14income	total net income per month
d15homecost	price paid for rent or mortgage per month
d15homecost1	price paid for rent or mortgage per month - don't know - prefer not to say
d16hlt	health in general
d17hlt1	health conditions - problems with hands or arms
d17hlt2	health conditions - problems with hips, legs or feet
d17hlt3	health conditions - problems with back and neck
d17hlt4	health conditions - migraines or severe headaches
d17hlt5	health conditions - cardiovascular disease
d17hlt6	health conditions - asthma, bronchitis, emphysema
d17hlt7	health conditions - stomach or intestinal disorders
d17hlt8	health conditions - diabetes

d17hlt9	health conditions - psychological complaints
d17hlt10	health conditions - life-threatening diseases
d17hlt11	health conditions - sleep problems
d17hlt12	health conditions - other illness, condition or complaint
d17hlt13	health conditions - none
d17hlt14	health conditions - prefer not to say
d18hltsev	severity of the health complaints
d19prehlt1	health before migration - problems with hands or arms
d19prehlt2	health before migration - problems with hips, legs or feet
d19prehlt3	health before migration - problems with back and neck
d19prehlt4	health before migration - migraines or severe headaches
d19prehlt5	health before migration - cardiovascular disease
d19prehlt6	health before migration - asthma, bronchitis, emphysema
d19prehlt7	health before migration - stomach or intestinal disorders
d19prehlt8	health before migration - diabetes
d19prehlt9	health before migration - psychological complaints
d19prehlt10	health before migration - life-threatening diseases
d19prehlt11	health before migration - sleep problems
d19prehlt12	health before migration - other illness, condition or complaint
d19prehlt13	health before migration - none
d19prehlt14	health before migration - prefer not to say
d19prehlt1_L	health conditions 65 - problems with hands or arms
d19prehlt2_L	health conditions 65 - problems with hips, legs or feet
d19prehlt3_L	health conditions 65 - problems with back and neck
d19prehlt4_L	health conditions 65 - migraines or severe headaches
d19prehlt5_L	health conditions 65 - cardiovascular disease
d19prehlt6_L	health conditions 65 - asthma, bronchitis, emphysema
d19prehlt7_L	health conditions 65 - stomach or intestinal disorders
d19prehlt8_L	health conditions 65 - diabetes
d19prehlt9_L	health conditions 65 - psychological complaints
d19prehlt10_L	health conditions 65 - life-threatening diseases
d19prehlt11_L	health conditions 65 - sleep problems
d19prehlt12_L	health conditions 65 - other illness, condition or complaint
d19prehlt13_L	health conditions 65 - none
d20alcmo	alcohol consumption in the past four weeks
d21alcwe	daily alcohol consumption in the last week
d22depr1	ds - I felt depressed
d22depr2	ds - I felt that everything I did was an effort
d22depr3	ds - my sleep was restless
d22depr4	ds - I was happy
d22depr5	ds - I felt lonely
d22depr6	ds - I enjoyed life
d22depr7	ds - I felt sad
d22depr8	ds - I could not get going
d23lone1	lone - I experience a general sense of emptiness
d23lone2	lone - There are plenty of people I can rely on when I have problems
d23lone3	lone - There are many people I can trust completely
d23lone4	lone - There are enough people I feel close to
d23lone5	lone - I miss having people around
d23lone6	lone - I often feel rejected
d24event1	life event between 50-65 - started for myself

d24event2	life event between 50-65 - forced redundancy
d24event3	life event between 50-65 - burnout
d24event4	life event between 50-65 - been a victim of an accident or crime
d24event5	life event between 50-65 - divorced
d24event6	life event between 50-65 - death of partner
d24event7	life event between 50-65 - bankruptcy/severe debts
d24event8	life event between 50-65 - lost contact with parents or children
d24event9	life event between 50-65 - none
d24event10	life event between ages 50-65 - did not live in NL
e1satc1	satisfied w/ home - compared to before migration
e1satc2	satisfied w/ finances - compared to before migration
e1satc3	satisfied w/ neighborhood - compared to before migration
e1satc4	satisfied w/ free time - compared to before migration
e1satc5	satisfied w/ relationship - compared to before migration
e1satc6	satisfied w/ social contacts - compared to before migration
e1satc7	satisfied w/ kids - compared to before migration
e1satc8	satisfied w/ parents - compared to before migration
e1satc9	satisfied w/ health - compared to before migration
e1satc1_L	satisfied w/ home - compared to before 65
e1satc2_L	satisfied w/ finances - compared to before 65
e1satc3_L	satisfied w/ neighborhood - compared to before 65
e1satc4_L	satisfied w/ free time - compared to before 65
e1satc5_L	satisfied w/ relationship - compared to before 65
e1satc6_L	satisfied w/ social contacts - compared to before 65
e1satc7_L	satisfied w/ kids - compared to before migration
e1satc8_L	satisfied w/ parents - compared to before migration
e1satc9_L	satisfied w/ health - compared to before 65
e2happyc	happiness now compared to when living in NL
e2happyc_L	happiness now compared to before 65
e3pride	feeling proud of migration to this country
e4regret	regretting migration to this country
e5attdest1	attitude destination - I feel at home in this country
e5attdest2	attitude destination - I feel really connected to this country
e5attdest3	attitude destination - This country is part of my identity
e5attdest4	attitude destination - I feel more like a tourist than a resident of this country
e5attdest5	attitude destination - I feel settled in this country
e5attdest6	attitude destination - The people here consider me an outsider
e5attdest7	attitude destination - It's hard to connect with the people of this country
e6attnl1	attitude NL - I feel at home in NL
e6attnl2	attitude NL - I feel really connected to NL
e6attnl3	attitude NL - NL is part of my identity
e7opdest1	opinion on destination - manners and mentality
e7opdest2	opinion on destination - bureaucracy and regulations
e7opdest3	opinion on destination - population density and crowdedness
e7opdest4	opinion on destination - trustworthiness of politics/government
e7opdest5	opinion on destination - healthcare
e7opdest6	opinion on destination - financial services
e7opdest7	opinion on destination - hospitality industry
e7opdest8	opinion on destination - weather
e8opnl1	opinion on NL - manners and mentality
e8opnl2	opinion on NL - bureaucracy and regulations

e8opnl3	opinion on NL - population density and crowds
e8opnl4	opinion on NL - trustworthiness of politics/government
e8opnl5	opinion on NL - healthcare
e8opnl6	opinion on NL - financial services
e8opnl7	opinion on NL - hospitality industry
e8opnl8	opinion on NL - weather
e9reop1	i don't have the money to return
e9reop2	if I went back, I'd have to start all over again
e9reop3	i have little in NL to go back to
e9reop4	i feel like I can't leave even if I wanted to
e10cosmo1	cs - enjoy learning about other ways of living
e10cosmo2	cs - good to exchange ideas w/ people from other cultures
e10cosmo3	cs - interacting with people to learn about their unique approaches
e10cosmo4	cs - contact with people from other countries enriches your life
e10cosmo5	cs - would like to learn more about people in other countries
e10cosmo6	cs - interesting to observe people from other cultures
e10climate1	ca - would give up part of income for climate improvement
e10climate2	ca - concerned about global warming
e10climate3	ca - global warming is exaggerated
e10climate4	ca - climate issues should be a priority, even when it reduces economic growth
e10filial1	fo - children should take care of their sick parents
e10filial2	fo - When parents are older, they should be able to live with their children
e10filial3	fo - Children who live nearby should visit their parents at least once a week
e10filial4	fo - Parents should support their adult children when they need it
e10filial5	fo - Parents should help their adult children financially in case of need
e10filial6	fo - Parents should provide shelter for their adult children in case of need
e11postmat1	postmaterialism - first place
e11postmat2	postmaterialism - second place
e12hippie1	hippie orientation - hippie culture
e12hippie2	hippie orientation - protest generation/anti-establishment
e12hippie3	hippie orientation - feminism
e12hippie4	hippie orientation - alternative lifestyles
e13pers1	ps - don't talk much
e13pers2	ps - get stressed easily
e13pers3	ps - prefer variety to routine
e13pers4	ps - feel comfortable in the company of people
e13pers5	ps - am relaxed most of the time
e13pers6	ps - prefer to stick with things that I know
e13pers7	ps - stay in the background
e13pers8	ps - get alarmed easily
e13pers9	ps - like to begin new things
e13pers10	ps - start conversations
e13pers11	ps - get upset easily
e13pers12	ps - am attached to conventional ways
e13pers13	ps - have little to say
e13pers14	ps - change mood often
e13pers15	ps - dislike changes
e13pers16	ps - talk to many different people at parties
e13pers17	ps - have mood swings regularly
e13pers18	ps - am a creature of habit
e13pers19	ps - am quiet in the company of strangers

e13pers20	ps - often feel depressed
e13pers21	ps - am interested in many things
e14comment	open-ended question
e15oneword	one word to explain their experience
e16followup	interest in a follow-up study
e18aut1	contacted Dutch authorities - SVB
e18aut2	contacted Dutch authorities - UWV
e18aut3	contacted Dutch authorities - Dutch municipality(ies)
e18aut4	contacted Dutch authorities - none
e19autcon	frequency of contact with Dutch authorities
e20autcon1	reason of contact with Dutch authorities - AOW
e20autcon2	reason of contact with Dutch authorities - supplementary income provision
e20autcon3	reason of contact with Dutch authorities - child benefit
e20autcon4	reason of contact with Dutch authorities - general surviving dependents act
e20autcon5	reason of contact with Dutch authorities - assistance
e20autcon6	reason of contact with Dutch authorities - illness or incapacity for work
e20autcon7	reason of contact with Dutch authorities - unemployment
e20autcon8	reason of contact with Dutch authorities - care
e20autcon9	reason of contact with Dutch authorities - other
e20autcon_st	reason of contact with Dutch authorities - string
e21autconpref	contact preference with Dutch authorities
e11premig_L	lived abroad before
e11dest_L	migrated country
e12migyear_L	year left NL
e12migre_L	year returned to NL
e13migint_L	migration intention
e14migplan_L	migration plan
e13smigint_L	seasonal migration intention
e14smigplan_L	seasonal migration plan
e15migintdes_L	migration intention destination
eva2t1_L	evaluation of questionnaire
eva2t2_L	evaluation of questionnaire
eva2t3_L	evaluation of questionnaire
eva2t4_L	evaluation of questionnaire
eva2t5_L	evaluation of questionnaire
comment_L	whether they have comments on the questionnaire
comment_st_L	the comments on the questionnaire
SVB_age	age of respondent (SVB)
SVB_gender	gender (SVB)
SVB_marstat	marital status (SVB)
SVB_aowtype	AOW type of pension (SVB)
SVB_aowright	AOW pension rights (SVB)
SVB_aowdate	AOW start of pension rights (SVB)
SVB_nat	second nationality (SVB)
LISS_hhmno	encrypted number of the household member
LISS_position	position in the household
LISS_age	age of the respondent
LISS_agecat	age in categories
LISS_hhage	age of the household
LISS_hhno	number of people in the household
LISS_kidno	number of children cohabiting from the household

LISS_p	cohabitation with a partner
LISS_marital	marital status
LISS_living	living situation of the household
LISS_home	housing situation of the household
LISS_urb	urbanization of the place of residence
LISS_act	main activity
LISS_binc	personal monthly bruto income in euros
LISS_binc_i	personal monthly bruto income in euros, imputed
LISS_ninc_e	personal net monthly income in euros, calculated with extra information
LISS_ninc	personal monthly net income in euros
LISS_ninc_i	personal monthly net income in euros, imputed
LISS_binccat	personal bruto monthly income in categories
LISS_ninccat	personal net monthly income in euros in categories
LISS_hhbinc	household monthly bruto income in euros
LISS_hhninc	household monthly net income in euros
LISS_edu	highest level of education attended, without diploma
LISS_educat	education in CBS categories

8. Sample Characteristics: DRM

The sample characteristics, including age, gender, marital status, age at migration, years since migration, and destination continents can be seen in Table 6.

Table 6. Descriptives statistics of the respondents of the DRM

Variable	N	Mean / %	Std. Dev.	Min	Max
Age	6110	73.5	5.2	66	90
66- 70	2008	32.8			
71- 75	2264	37.0			
76- 80	1141	18.6			
81- 85	503	8.2			
86- 90	194	3.1			
Gender	6110				
Female	2023	33.1			
Male	4087	66.9			
Marital status	6109				
Married	4133	67.6			
Partnered	388	6.3			
Single	1588	26.0			
Age at migration	5981	60.4	8.9	0	89
Years since migration	6015				
< 5	1337	22.3			
6- 10	1173	19.5			
11- 15	1361	22.6			
16- 20	946	15.7			
21- 25	623	10.5			
> 25	566	9.4			
Destination*	6026				
Europe	4180	68.4			
Asia	659	10.8			
South America	445	7.3			
North America	417	6.8			
Oceania	238	3.9			
Africa	171	2.8			

Note: some deviations may occur due to rounding

*Geographical continents were used for these descriptives.

References

- Antonucci, T. C. (2001). Social relationships: An examination of social networks, social support, and sense of control. In J. E. Birren & K. W. Schaie (Eds.), *Handbook of the psychology of aging* (pp. 427-453). San Diego: Academic Press.
- Bajekal, M., Harries, T., BREMAN, R., & Woodfield, K. (2004). Review of Disability Estimates and Definitions: A study carried out on behalf of the Department for Work and Pensions. In-House Report 128. In: London: National Centre for Social Research.
- Benson, M., & O'Reilly, K. (2009). Migration and the search for a better way of life: a critical exploration of lifestyle migration. *Sociological Review*, 57(4), 608-625. doi:10.1111/j.1467-954X.2009.01864.x
- Bradley, D. E., & Longino, C. F. (2009). Geographic mobility and aging in place. In *International handbook of population aging* (pp. 319-339): Springer.
- Bruggink, J. W., Garssen, M. J., Lodder, B. J. H., & Kardal, M. (2009). Trends in gezonde levensverwachting. *Bevolkingstrends*, 57(1), 60-66.
- Casado-Díaz, M. A. (2006). Retiring to Spain: an analysis of differences among North European nationals. *Journal of ethnic and migration studies*, 32(8), 1321-1339.
- Casado-Díaz, M. A., Casado-Díaz, A. B., & Casado-Díaz, J. M. (2014). Linking tourism, retirement migration and social capital. *Tourism Geographies*, 16(1), 124-140.
- Casado-Díaz, M. A., Kaiser, C., & Warnes, A. M. (2004). Northern European retired residents in nine southern European areas: characteristics, motivations and adjustment. *Ageing & Society*, 24(3), 353-381.
- Cleveland, M., Laroche, M., Takahashi, I., & Erdoğan, S. (2014). Cross-linguistic validation of a unidimensional scale for cosmopolitanism. *Journal of Business Research*, 67, 268-277.
- Cornwell, B., Laumann, E. O., & Schumm, L. P. (2008). The social connectedness of older adults: A national profile. *American Sociological Review*, 73, 185-203.
- De Jong Gierveld, J., & Van Tilburg, T. G. (2006). A 6-item scale for overall, emotional, and social loneliness: Confirmatory tests on survey data. *Research on Aging*, 28, 582-598
- De Vries, J., Kalmijn, M., & Liefbroer, A. C. (2009). Intergenerational transmission of kinship norms? Evidence from siblings in a multi-actor survey. *Social Science Research*, 38(1), 188-200. doi:10.1016/j.ssresearch.2008.09.005
- Diener, E., Emmons, R. A., Larsen, R. J., & Griffin, S. (1985). The Satisfaction with Life Scale. *Journal of Personality Assessment*, 49, 71-75.
<http://internal.psychology.illinois.edu/~ediener/SWLS.html>
- Dykstra, P. A., Kalmijn, M., Komter, A. E., Liefbroer, A., & Mulder, C. H. (2005). *Codebook of the Netherlands Kinship Panel Study, a multi-actor, multi-method panel study on solidarity in family relationships, Wave 1*.
- Engbersen, G., van Bochove, M., de Boom, J., Burgers, J., Custers, G. Erdem, Ö. ... Wentink, T. (2020). *De bedreigde stad – De maatschappelijke impact van COVID-19 op Rotterdam (report)*. Rotterdam: Kenniswerkplaats Leefbare Wijken. Retrieved from <https://www.eur.nl/media/2020-04-rapportdebedreigde-stad>. Accessed 19-01-2022.
- Ganzeboom, H. B. G. (2005). On the Cost of Being Crude: A Comparison of Detailed and Coarse Occupational Coding. In J. H. P. Hoffmeyer-Zlotnik (Ed.), *Methodological Aspects of Cross-National Research. Special Issue 11*. (Special Issue #11 ed., pp. 241-258). Mannheim: ZUMA-Nachrichten.

- Ganzeboom, H. B. G., & Treiman, D. J. (1996). Internationally comparable measures of occupational status for the 1988 International Standard Classification of Occupations. *Social Science Research, 25*, 201-239.
- Goldberg, L. R., Johnson, J. A., Eber, H. W., Hogan, R., Ashton, M. C., Cloninger, C. R., & Gough, H. G. (2006). The international personality item pool and the future of public-domain personality measures. *Journal of Research in Personality, 40*(1), 84-96. doi:10.1016/j.jrp.2005.08.007
- Gustafson, P. (2002). Tourism and seasonal retirement migration. *Annals of Tourism Research, 29*(4), 899-918. doi:10.1016/s0160-7383(01)00084-6
- Gustafson, P. (2008). Transnationalism in retirement migration: the case of North European retirees in Spain. *Ethnic and Racial Studies, 31*(3), 451-475. doi:10.1080/01419870701492000
- Hall, K., & Hardill, I. (2016). Retirement migration, the 'other' story: caring for frail elderly British citizens in Spain. *Ageing & Society, 36*(3), 562-585. doi:10.1017/s0144686x14001342
- Halman, L. (2001). *The European Values Study: A Third Wave. Source book of the 1999/2000 European Values Study Surveys*. Tilburg: EVS/WORC.
- Hardill, I., Spradbery, J., Arnold-Boakes, J., & Marrugat, M. L. (2005). Severe health and social care issues among British migrants who retire to Spain. *Ageing and Society, 25*, 769-783. doi:10.1017/s0144686x05004034
- Henkens, K., Van Solinge, H., Damman, M., & Dingemans, E. (2017). Design and codebook of the NIDI Pensioen Panel Study (NPPS) first wave, 2015. *The Hague, the Netherlands: Netherlands Interdisciplinary Demographic Institute*.
- Howard, R. W. (2008). Western retirees in Thailand: motives, experiences, wellbeing, assimilation and future needs. *Ageing & Society, 28*(2), 145-163.
- Inglehart, R., & Abramson, P. R. (1999). Measuring Postmaterialism. *American Political Science Review, 93*(3), 665-677.
- Kalmijn, M. (2012). Longitudinal analyses of the effects of age, marriage, and parenthood on social contacts and support. *Advances in Life Course Research, 17*, 177-190.
- Kalmijn, M., & Bernasco, W. (2001). Joint and separated lifestyles in couple relationships. *Journal of Marriage and the Family, 63*(3), 639-654.
- Kalmijn, M., Ivanova, K., van Gaalen, R., de Leeuw, S. G., van Houdt, K., van Spijker, F., & Hornstra, M. (2018). A Multi-Actor Study of Adult Children and Their Parents in Complex Families: Design and Content of the OKiN Survey. *European Sociological Review, 34*(4), 452-470.
- Kapteyn, A., Alessie, R., & Lusardi, A. (2005). Explaining the wealth holdings of different cohorts: Productivity growth and social security. *European Economic Review, 49*(5), 1361-1391.
- King, R., Warnes, A. M., & Williams, A. M. (1998). International retirement migration in Europe. *International journal of population geography, 4*(2), 91-111.
- Lang, F. R., Staudinger, U. M., & Carstensen, L. L. (1998). Perspectives on socioemotional selectivity in late life: How personality and social context do (and do not) make a difference. *Journal of Gerontology: Psychological Sciences, 53B*(1), 21-30.
- Mincer, J. (1978). Family migration decisions. *Journal of Political Economy, 86*(5), 749-773.
- Mollenhorst, G., Volker, B., & Flap, H. (2014). Changes in personal relationships: How social contexts affect the emergence and discontinuation of relationships. *Social Networks, 37*, 65-80.
- OECD/Eurostat/UNESCO Institute for Statistics (2015), *ISCED 2011 Operational Manual: Guidelines for Classifying National Education Programmes and Related Qualifications*, OECD Publishing, Paris, <http://dx.doi.org/10.1787/9789264228368-en>.

- O'Reilly, K. (2000). *The British on the Costa Del Sol: transnational identities and local communities*. London: Routledge.
- Radloff, L. S. (1977). The CES-D Scale: A self-report depression scale for research in the general population. *Applied Psychological Measurement*, 1(3), 385-401.
- Repetti, M., Phillipson, C., & Calasanti, T. (2018). Retirement Migration in Europe: A Choice for a Better Life? *Sociological Research Online*, 2018, 1-11.
- Rodríguez, V., Fernández-Mayoralas, G., & Rojo, F. (1998). European retirees on the Costa del Sol: a cross-national comparison. *International journal of population geography*, 4(2), 183-200.
- Rojas, V., LeBlanc, H. P., & Sunil, T. S. (2014). US retirement migration to Mexico: Understanding issues of adaptation, networking, and social integration. *Journal of International Migration and Integration*, 15(2), 257-273.
- Scherpenzeel, A. (2009). *Start of the LISS panel: Sample and recruitment of a probability-based Internet panel*. Retrieved from Tilburg:
- Schröder, H., & Ganzeboom, H. B. G. (2014). Measuring and Modelling Level of Education in European Societies. *European Sociological Review*, 30(1), 119-136. doi:10.1093/esr/jct026
- Sjaastad, L. A. (1962). The costs and returns of human migration. *Journal of political Economy*, 70(5, Part 2), 80-93.
- Sunil, T. S., Rojas, V., & Bradley, D. E. (2007). United States' international retirement migration: the reasons for retiring to the environs of Lake Chapala, Mexico. *Ageing & Society*, 27(4), 489-510.
- Sociale Verzekeringsbank. (2006). *De AOW: Veel besproken, nu beschreven*. Amstelveen: Sociale Verzekeringsbank.
- Teddlie, C. & Tashakkori, A. (2009). *Foundations of Mixed Methods Research: Integrating Quantitative and Qualitative Methods*. Los Angeles: Sage.
- van Dalen, H. P., & Henkens, K. (2007). Longing for the good life: Understanding emigration from a high-income country. *Population and Development Review*, 33(1), 37-+. doi:10.1111/j.1728-4457.2007.00158.x
- van Dalen, H. P., & Henkens, K. (2013). Explaining emigration intentions and behaviour in the Netherlands, 2005-10. *Population Studies-a Journal of Demography*, 67(2), 225-241. doi:10.1080/00324728.2012.725135
- van Solinge, H., & Henkens, K. (2008). Adjustment to and satisfaction with retirement: Two of a kind? *Psychology and Aging*, 23(2), 422-434. doi:10.1037/0882-7974.23.2.422
- Van Tilburg, T. G. (1998). Losing and gaining in old age: Changes in personal network size and social support in a four-year longitudinal study. *Journal of Gerontology*, 53B, S313-S323.
- Walters, W. H. (2002). Later-life migration in the United States: A review of recent research. *Journal of Planning Literature*, 17(1), 37-66.
- Warnes, T. A. (2009). International retirement migration. In *International handbook of population aging* (pp. 341-363): Springer.
- Warnes, A. M., King, R., Williams, A. M., & Patterson, G. (1999). The well-being of British expatriate retirees in southern Europe. *Ageing & Society*, 19(6), 717-740.
- Wellman, B., & Wortley, S. (1990). Different Strokes from Different Folks: Community Ties and Social Support. *American Journal of Sociology*, 96(3), 558-588.

Appendix A: Questionnaire

ONDERZOEK NEDERLANDERS IN HET BUITENLAND 2021

16 juni 2021

Matthijs Kalmijn & Kène Henkens

m.m.v. Esmá Betül Savas, Juul Spaan, Harry van Dalen

NIDI-KNAW/RUG

INHOUDSOPGAVE

MODUUL A: ACHTERGROND EN VERHUIZING

MODUUL B: VRIJE TIJD EN CONTACTEN

MODUUL C: PARTNER, KINDEREN EN FAMILIE

MODUUL D: WERK, WELVAART, EN GEZONDHEID

MODUUL E: OPVATTINGEN EN WELBEVINDEN

MODUUL A: ACHTERGROND EN VERHUIZING

A1. Wat is uw geslacht?

1. Vrouw
2. Man
3. Overig

A2. In welk jaar bent u geboren?

... jaar

A3. Wat is de hoogste opleiding die u met een diploma heeft afgerond?

1. Lagere school (incl. VGLO)
2. LBO, huishoudschool, LHNO, LTS
3. MAVO, ULO, MULO
4. HAVO, MMS
5. VWO, HBS, atheneum, gymnasium
6. MBO, KMBO
7. HBO, kandidaatsexamen
8. Universiteit

A4. Waar zijn u en uw ouders geboren?

- a. U zelf
- b. Uw vader
- c. Uw moeder

1. In Nederland
2. In het land waarin ik nu woon
3. In een ander Europees land
4. In een ander niet-Europees land
5. Weet niet / geen antwoord

A5. Hoe tevreden bent u met de volgende onderdelen van uw leven? [GRID]

- a. Uw woning
- b. Uw financiële situatie
- c. De buurt waar u woont
- d. Uw vrije tijd
- e. Uw relatie/huwelijk
- f. Uw sociale contacten (niet familie)
- h. De relatie met uw kinderen
- g. De relatie met uw ouder(s)
- i. Uw gezondheid

- 1. Erg tevreden
- 2. Tevreden
- 3. Neutraal
- 4. Ontevreden
- 5. Erg ontevreden
- 9. Niet van toepassing

A6. Wat is uw mening over de volgende stellingen? [GRID]

- a. Mijn leven is ideaal in de meeste opzichten
- b. Mijn levensomstandigheden zijn uitstekend
- c. Ik ben tevreden met mijn leven, alles bij elkaar genomen
- d. Als ik mijn leven opnieuw kon leven, zou ik heel weinig anders doen

- 1. Zeer eens
- 2. Eens
- 3. Niet eens, niet oneens
- 4. Oneens
- 5. Zeer oneens

A7. In welk jaar bent u geëmigreerd naar het land waarin u nu woont? Als u meerdere keren bent geëmigreerd gaat het om de meest recente keer.

... jaartal

A8. Wat zijn uw ervaringen met dit land voordat u emigreerde? Meerdere antwoorden mogelijk.

- 1. Op vakantie geweest (3 keer of vaker)
- 2. Eerder gewoond
- 3. Had er al een woning
- 4. Geen van deze

A9. Had de woning waarin u woonde voordat u emigreerde de volgende kenmerken? Meerdere antwoorden mogelijk.

- 1. Woning in eigen bezit (koopwoning)
- 2. Vrijstaand, twee-onder-één kap of hoekwoning
- 3. Een grote tuin
- 4. Een groot balkon of dakterras
- 5. Een woonkamer van 40 m² of meer
- 6. 3 of meer (slaap)kamers
- 7. Twee of meer badkamers
- 8. Een (eigen of gedeeld) zwembad
- 9. Geen van deze

A10. Hoe zou u de plek waar u woonde voordat u emigreerde beschrijven?
[a tot en met f]

druk	rustig
stedelijk	landelijk
weinig natuur	veel natuur
weinig voorzieningen	veel voorzieningen
onveilig	veilig
weinig burenccontact	veel burenccontact

A11. Bent u samen met een partner geëmigreerd?

1. Met partner
2. Zonder partner
3. Zonder partner, partner emigreerde later
4. Naar een partner gegaan die in het buitenland woonde

A12. Emigreerden er kinderen met u mee?

1. Ja
2. Nee
3. Had geen kinderen

A13. Woonde er al mensen die u kende in het land van bestemming voordat u emigreerde?
Meerdere antwoorden mogelijk.

1. Kinderen
2. Ouders
3. Andere familie
4. Vrienden
5. Andere bekenden
6. Geen bekenden

A14. Hoe dachten de volgende mensen destijds over uw beslissing om te emigreren? [GRID]

- a. Uw (toenmalige) partner
- b. Uw kinderen
- c. Uw ouders
- d. Uw vrienden

1. Heel positief
2. Redelijk positief
3. Niet positief, niet negatief
4. Redelijk negatief
5. Heel negatief
9. Niet van toepassing

A15. En wilde u zelf ook graag emigreren?

1. Ja zeker
2. Ja, redelijk graag
3. Een beetje
4. Neutraal
5. Niet zo

6. Nee

A16. Heeft u een van de volgende dingen gedaan als voorbereiding op de emigratie? Meerdere antwoorden mogelijk.

1. De taal leren
2. Boeken/tijdschriften lezen over het land
3. Met andere emigranten/inwoners praten
4. Migratiebeurs bezoeken
5. Zoeken naar onderkomen en/of werk
6. Geen van deze

A17. Had u een financieel budget om mee te beginnen in het eerste jaar dat u aankwam in het land?

1. Ruim
2. Redelijk
3. Een beetje
4. Nauwelijks

A18. In welke mate hebben de volgende zaken een rol gespeeld bij uw beslissing te emigreren naar het land waar u nu woont? Geef dit graag voor elk punt aan. [GRID]

- a. De omgangsvormen en mentaliteit in Nederland
- b. De bureaucratie en regelgeving in Nederland
- c. Bevolkingsdichtheid en drukte in Nederland
- d. De betrouwbaarheid van de politiek/overheid in Nederland
- e. Weinig goede sociale banden in Nederland
- f. De natuur, de rust, en de ruimte in het land van bestemming
- g. De cultuur en mensen in het land van bestemming
- h. Beter weer, beter klimaat
- i. Goedkoper leven en wonen in het land van bestemming
- j. Avontuur en nieuwe ervaringen
- k. Andere baan of eigen bedrijf in het land van bestemming
- l. Vrijwilligerswerk in het land van bestemming
- m. Mijn gezondheid
- n. De gezondheid van mijn partner
- o. Voor een nieuwe partner in het land van bestemming
- p. Een nieuw leven beginnen
- q. Terug naar mijn *roots*
- r. Andere reden, namelijk [tekst]

1. Speelde geen rol
2. Speelde enigszins een rol
3. Speelde een grote rol

A19. Welke van bovengenoemde reden was de belangrijkste?

.. letter

A20. Deed u toen u nog in Nederland woonde, tussen uw 50^{ste} en 65^{ste} de volgende dingen ... [GRID]

1. Sporten in groepsverband
2. Deelnemen aan vereniging (bv. koor, hobby)
2. Actief voor een vrijwilligersorganisatie

3. Religieuze dienst bijwonen (kerk, moskee, tempel, etc.)
4. Actief inzetten voor de buurt

1. Niet
2. Af en toe
3. Soms
4. Vaak
5. Woonde niet in Nederland

A21. In hoeverre heeft u er moeite mee gehad om u aan te passen aan het leven na emigratie?

1. Erg weinig moeite
2. Tamelijk weinig moeite
3. Niet veel/niet weinig moeite
4. Tamelijk veel moeite
5. Erg veel moeite

A22. Hoe lang heeft het na uw emigratie geduurd totdat u gewend was aan het leven hier?

1. Minder dan een maand
2. Tussen één maand en een half jaar
3. Tussen een half jaar en een jaar
4. Meer dan een jaar
5. Ik ben er nog niet aan gewend

A23. Hoe beviel het leven in de paar maanden direct na de emigratie?

1. Was vooral leuk
2. Was meestal leuk
3. Was zowel leuk als moeilijk
4. Was meestal moeilijk
5. Was vooral moeilijk

A24. Hoe groot was de overgang tussen uw leven vóór de emigratie en het leven daarna?

1. Nauwelijks een overgang
2. Een kleine overgang
3. Een redelijke overgang
4. Een grote overgang

A25. Bent u in het eerste jaar na emigratie tegen serieuze problemen aangelopen met ... Meerdere antwoorden mogelijk.

1. Instanties/bureaucratie in het bestemmingsland
2. Instanties/bureaucratie in Nederland
3. Bedrijven in het bestemmingsland
4. Bedrijven in Nederland
5. Zorginstanties in het bestemmingsland
6. Mensen in mijn nieuwe buurt of woonplaats
7. Financiële tegenvallers
8. Geen van deze

A26. In welk land woont u?

..... land

A27. In wat voor soort plaats woont u?

1. Grote stad (> 100.000 inwoners)
2. Middelgrote stad (50.000-100.000 inwoners)
3. Kleine stad (10.000-50.000 inwoners)
4. Groot dorp (1000-10.000 inwoners)
5. Klein dorp (< 1000 inwoners)
6. Afgelegen

A28. Hoe zou u de plek waar u woont beschrijven?
[a tot en met f]

druk	rustig
stedelijk	landelijk
weinig natuur	veel natuur
weinig voorzieningen	veel voorzieningen
onveilig	veilig
weinig burenccontact	veel burenccontact

A29. Hoe lang woont u nu in uw huidige woonplaats?
... jaren

A30. Hoeveel Nederlandse of andere emigranten wonen er in uw directe omgeving? Denk aan een straal van 1-2 km om u heen.

1. Geen
2. Een enkele
3. Redelijk wat
4. Veel
5. Weet niet

A31. Hoe goed kunt u met de mensen in uw land of streek communiceren in hun moedertaal?

1. Erg goed
2. Goed
3. Redelijk
4. Een beetje
5. Niet

A32. Hoe goed kunt u met de mensen in uw land of streek communiceren in het Engels?

1. Erg goed
2. Goed
3. Redelijk
4. Een beetje
5. Niet

A33. Denkt u dat u ooit nog weer terugkeert naar Nederland?

1. Zeker niet → naar moduul B
2. Waarschijnlijk niet → naar moduul B
3. Misschien wel
4. Waarschijnlijk wel
5. Zeker wel

A34. Zou u binnen nu en 3 jaar terug willen verhuizen naar Nederland?

1. Zeker niet

2. Niet
3. Misschien wel
4. Wel
5. Zeker wel

A35. Welke zaken spelen een rol of zouden een rol spelen om terug te gaan?

U kunt meerdere redenen aankruisen.

1. Mijn gezondheid
2. Mijn partners gezondheid
3. De kinderen in Nederland
4. De kleinkinderen in Nederland
5. Ouders in Nederland
6. Financiële redenen
7. Scheiding of overlijden partner
8. Anders, namelijk [tekst]

MODUUL B: VRIJE TIJD EN CONTACTEN

Voor we verder gaan over uw vrije tijd en contacten, willen we eerst enkele vragen stellen over de coronacrisis in uw regio.

B1. Welke coronamaatregelen zijn er ooit getroffen in uw regio in de afgelopen 12-16 maanden?

Meerdere antwoorden mogelijk.

1. 24-uurs huisarrest
2. Avondklok
3. Reisbeperkingen
4. Beperkingen voor het aantal bezoekers thuis
5. Langdurige sluiting horeca
6. Geen van deze

B2. Hoe heeft u de coronapandemie ervaren in de afgelopen 12-16 maanden? [GRID]

- a. De coronacrisis voelde voor mij als heel ver weg
- b. Het coronavirus is iets waar ik bang voor was
- c. Ik maakte me veel zorgen over de coronacrisis
- d. Ik kreeg veel stress van de coronacrisis

1. Zeer eens
2. Eens
3. Niet eens, niet oneens
4. Oneens
5. Zeer oneens

B3. Zijn de volgende zaken voor u veranderd door de coronacrisis? [GRID]

- a. Face-to-face contacten met kinderen en kleinkinderen
- b. Face-to-face contacten met mensen buiten uw huishouden
- c. Vrijtijdsactiviteiten buitenshuis

1. Sterk afgenomen
2. Redelijk afgenomen

3. Een beetje afgenomen
4. Gelijk gebleven
5. Toegenomen
6. Niet van toepassing

B4. Bent u besmet geweest met het coronavirus?

1. Nee
2. Ja, zonder klachten
3. Ja, met milde klachten
4. Ja, met ernstige klachten

In alle volgende vragen gaat het steeds over de 12 maanden vóór de coronacrisis, dus ongeveer van maart 2019 tot maart 2020.

[Als A7 = 2020 of 2021] Als u toen nog niet in dit land woonde, neem dan de eerste maand(en) vanaf het moment van emigratie].

Steeds in beeld: de 12 maanden vóór de coronacrisis (behalve waar aangegeven)

B5. Deed u toen de volgende activiteiten en zo ja, hoe vaak? [GRID]

- a. Winkelen (niet voor de dagelijkse boodschappen)
- b. Wandelen in de natuur
- c. Gezelschapspelletjes (bijv. kaarten)
- d. Relaxen, zonnebaden etc.
- e. Sporten in groepsverband
- f. Sporten individueel
- g. Klussen, verbouwen, restaureren
- h. Tuinieren
- i. Lezen van boeken, kranten, of tijdschriften
- j. Computeren, gamen, internetpagina's maken, etc.

1. Nee
2. Ja, af en toe
3. Ja, soms
4. Ja, vaak

B6. Deed u toen de volgende activiteiten en zo ja, hoe vaak? [GRID]

- a. Fotograferen, filmen
- b. Muziek maken, instrument bespelen
- c. Zingen, toneelspelen
- d. Schilderen, tekenen, schrijven etc. (niet voor beroep)
- e. Deelnemen aan studie of cursussen
- f. Meditatie, healing en spirituele zelfontwikkeling
- g. Yoga e.d.
- h. Verzamelen of andere hobby's

1. Nee
2. Ja, af en toe
3. Ja, soms

4. Ja, vaak

B7. Bezocht u toen de volgende gelegenheden en zo ja, hoe vaak was dat ongeveer? [GRID]

- a. Theater, concert of bioscoop
- b. Museum, kasteel of monument
- c. Beurs, antiekmarkt, vlooiemarkt of festival
- d. Stad of dorp in de omgeving (niet de eigen plaats)
- e. Sportwedstrijd
- f. Lokale maatschappelijke of politieke bijeenkomst
- g. Activiteit speciaal georganiseerd voor Nederlanders
- h. Religieuze dienst (kerk, moskee, tempel, etc.)

- 1. Nee
- 2. Ja, 1 keer per jaar
- 3. Ja, 2-3 keer per jaar
- 4. Ja, vaker

B8. Hoe vaak ging u toen uit eten in een restaurant of naar een café?

- 1. Niet
- 2. Minder dan 1 keer per maand
- 3. Eén of meerdere keren per maand
- 4. Eén of meerdere keren per week
- 5. Vrijwel dagelijks

Hoe vaak had u toen contact in uw buurt...?

	1. Niet	2. Minder dan 1 keer per maand	3. Eén of meerdere keren per maand	4. Eén of meerdere keren per week	5. Vrijwel dagelijks
B9. Met mensen uit het land zelf (in uw buurt)	1	2	3	4	5
B10. Met andere emigranten (in uw buurt)	1	2	3	4	5

Hoe vaak ging u uit eten in een restaurant of naar een café....?

	1. Niet	2. Minder dan 1 keer per maand	3. Eén of meerdere keren per maand	4. Eén of meerdere keren per week	5. Vrijwel dagelijks
--	---------	--------------------------------	------------------------------------	-----------------------------------	----------------------

B11. Met mensen uit het land zelf	1	2	3	4	5
B12. Met andere emigranten	1	2	3	4	5

Hoe vaak kreeg u bezoek van of ging u op bezoek bij ...?

	1. Niet	2. Minder dan 1 keer per maand	3. Eén of meerdere keren per maand	4. Eén of meerdere keren per week	5. Vrijwel dagelijks
B13. Mensen uit het land zelf	1	2	3	4	5
B14. Andere emigranten	1	2	3	4	5

B15. Heeft u goede vriendschappen met ... [GRID]

- a. Nederlanders die in Nederland wonen
- b. Nederlandse emigranten
- c. Andere emigranten
- d. Mensen die uit het land zelf afkomstig zijn

- 1. Nee
- 2. Ja, 1 vriend
- 3. Ja, 2-3 vrienden
- 4. Ja, 4-5 vrienden
- 5. Ja, 6 of meer vrienden

B16. Deed u vrijwilligerswerk in het land waar u nu woont?

- 1. Nee → naar B18
- 2. Ja, minder dan 1 keer per maand
- 3. Ja, één of meerdere keren per maand
- 4. Ja, één of meerdere keren per week
- 5. Ja, vrijwel dagelijks

B17. Wat voor mensen werken er bij deze organisatie?

- 1. Vooral mensen uit het land zelf
- 2. Meer mensen uit het land zelf
- 3. Even veel mensen uit het land zelf als van buiten het land
- 4. Meer mensen van buiten het land

5. Vooral mensen van buiten het land

B18. Hoe vaak keek u televisie of films? Tel ook Netflix e.d. mee. Neem de gemiddelde tijd over een week genomen.

1. (Vrijwel) niet -> naar B20
2. 1 uur per dag of minder
3. 2-3 uur per dag
4. 4-5 uur per dag
5. 6 uur per dag of meer

B19. Keek u naar Nederlandse televisiezenders of naar andere zenders?

1. Vooral naar Nederlandse zenders
2. Meer naar Nederlandse zenders
3. Evenveel naar Nederlandse als naar andere zenders
4. Meer naar andere zenders
5. Vooral naar andere zenders

Tekst hier tijdelijk **niet** in beeld de 12 maanden vóór de coronacrisis

B20. Bent u tijdens de coronacrisis in Nederland geweest (maart 2020-maart 2021)?

1. Nee → naar vraag B22
2. Ja, 1 keer
3. Ja, 2-3 keer
4. Ja, vaker

Tekst hier tijdelijk **niet** in beeld de 12 maanden vóór de coronacrisis

B21. Hoe lang was u in totaal in Nederland tijdens de coronacrisis?

Als het korter dan een week was, vult u 0 in.

... weken

Tekst weer in beeld de 12 maanden vóór de coronacrisis

B22. Bent u in de 12 maanden vóór de coronacrisis in Nederland geweest?

1. Nee
2. Ja, 1 keer → naar vraag B24
3. Ja, 2-3 keer → naar vraag B24
4. Ja, vaker → naar vraag B24

B23. Wanneer bent u voor het laatst in Nederland geweest?

... jaar

→ naar vraag B25

B24. Hoe lang was u in Nederland in die 12 maanden?

Als het korter dan een week was, vult u 0 in.

... weken

B25. Met wie had u toen contact in Nederland? [GRID]

- a. Uw kinderen
- b. Uw kleinkinderen

- c. Uw ouders
- d. Uw vrienden

1. Niet
2. Af en toe
3. Soms
4. Vaak
5. Niet van toepassing

Tekst vanaf hier **niet** in beeld de 12 maanden vóór de coronacrisis

B26. Heeft u op dit moment een woning in Nederland?

1. Ja, koopwoning
2. Ja, huurwoning
3. Nee

B27. Hoe vaak zijn goede vrienden uit Nederland bij u op bezoek geweest in het land waarin u nu woont in de 12 maanden vóór de coronacrisis? Tel meerdere bezoeken tijdens één verblijf als één keer.

1. Niet
2. 1 keer per jaar
3. 2-3 keer per jaar
4. Vaker

B28. Hoe vaak heeft u met uw vrienden uit Nederland contact gehad via de telefoon of het internet (denk aan Skype of Facetime)? Het gaat om de 12 maanden vóór de coronacrisis.

1. Niet
2. Minder dan 1 keer per maand
3. Eén of meerdere keren per maand
4. Eén of meerdere keren per week
5. Vrijwel dagelijks
6. Niet van toepassing

B29. Zijn er goede vriendschappen waarmee het contact verloren is sinds u bent geëmigreerd?

1. Nee
2. Ja, een enkele
3. Ja, meerdere

B30. Zijn er sinds u bent geëmigreerd goede nieuwe vriendschappen ontstaan (in het land waarin u nu woont)?

1. Nee
2. Ja, een enkele
3. Ja, meerdere

MODUUL C: PARTNER, KINDEREN EN FAMILIE

C1. Had u een partner op het moment dat u emigreerde?

1. Nee → door naar vraag C5
2. Ja, samenwonend met partner
3. Ja, gehuwd met partner
4. Ja, partner waar ik niet mee woonde

C2a. Hoe oud was u toen u met deze partner een relatie kreeg?
... leeftijd

[als C1 = 2 of 3]

C2b. Hoe oud was u toen u met deze partner ging samenwonen?
... leeftijd

C3. Bent u nog steeds samen met deze partner?

1. Ja → door naar vraag C7
2. Gescheiden/uit elkaar
3. Partner overleden

C4. In welk jaar is dat gebeurd?

... jaar

C5. Heeft u momenteel een partner?

1. Nee → door naar vraag C15
2. Ja, samenwonend met partner
3. Ja, gehuwd met partner
4. Ja, partner waar ik niet mee woon

C6a. Hoe oud was u toen u met deze partner een relatie kreeg?
... leeftijd

[als C5 is 2 of 3]

C6b. Hoe oud was u toen u met deze partner ging samenwonen?
... leeftijd

C7. Wat is de leeftijd van uw partner?

... leeftijd

C8. Waar zijn uw partner en zijn/haar ouders geboren?

- a. Partner
- b. Partners vader
- c. Partners moeder

1. In Nederland
2. In het land waarin ik nu woon
3. In een ander Europees land
4. In een ander niet-Europees land
5. Weet niet / geen antwoord

C9. In welk land woonde uw partner toen u hem of haar leerde kennen?

1. In Nederland
2. In het land waarin ik nu woon
3. In een ander Europees land
4. In een ander niet-Europees land

C10. Wat is de hoogste opleiding die uw partner heeft afgerond?

1. Lagere school

2. Middelbaar onderwijs
3. Hoger beroepsgericht onderwijs
4. Universiteit
5. Weet niet

C11. Hoe is over het algemeen de gezondheid van uw partner?

1. Zeer goed
2. Goed
3. Gaat wel
4. Slecht
5. Zeer slecht
6. Zeg ik liever niet

C12. In hoeverre voelt u zich door uw partner gesteund bij de volgende zaken? [GRID]

- a. Zorgen of eventuele problemen met uw gezondheid
- b. De besteding van uw vrije tijd en uw sociale contacten
- c. Allerlei praktische zaken die u doet
- d. Meer persoonlijke zaken die u bezighouden

1. Veel steun van partner
2. Steun van partner
3. Enige steun van partner
4. Weinig steun van partner
5. Niet van toepassing

C13. Besteedt u doorgaans uw vrije tijd samen met uw partner of alleen? [GRID]

- a. Sociale contacten
- b. Sporten
- c. Hobby's
- d. Wandelen, uitstapjes, reizen
- e. Uitgaan

1. Vooral samen
2. Vaker samen dan alleen
3. Even vaak samen als alleen
4. Vaker alleen dan samen
5. Vooral alleen
6. Niet van toepassing

C14. Heeft u met uw partner wel eens spanningen en/of conflicten over de volgende zaken? [GRID]

- a. Financiële zaken
- b. Familie en vrienden
- c. Vrijtijdsbesteding, manier van leven
- d. Uw plannen voor de toekomst

1. Niet
2. Af en toe
3. Soms

4. Vaak
5. Weet niet / geen antwoord

C15. Leeft uw moeder nog?

1. Ja
2. Nee → In welk jaar is zij overleden? ... jaar

C15a. In welk jaar is/was zij geboren?

....

C16. Leeft uw vader nog?

1. Ja
2. Nee → In welk jaar is hij overleden? ... jaar

C16a. In welk jaar is/was hij geboren?

....

C17. Heeft u (eigen) kinderen?

1. Ja, namelijk ... (aantal)
2. Nee → door naar moduul D

C18. Heeft u kleinkinderen?

1. Ja, namelijk ... (aantal)
2. Nee → naar vraag C20

C19. Hoe oud is uw oudste kleinkind?

... leeftijd

C20. Wat is uw mening over de volgende stellingen? [GRID] [ik kreeg geen popup bij skip]

- a. De band met mijn kind(eren) is nu beter dan voor emigratie
- b. Ik zou mijn kind(eren) graag vaker willen zien
- c. Ik mis mijn kind(eren)
- d. Mijn kind(eren) bezoeken me minder vaak dan ik had verwacht toen ik emigreerde
- e. Ik voel me soms schuldig tegenover mijn kind(eren) dat ik in het buitenland woon
- f. Mijn kind(eren) zouden het toejuichen als ik terugkeer naar Nederland

1. Zeer eens
2. Eens
3. Niet eens, niet oneens
4. Oneens
5. Zeer oneens

[Als C17 = 1 kind] Graag stellen we nog enkele specifieke vragen over uw kind.

[Als C17 > 1 kind] Omwille van de tijd stellen we specifieke vragen graag over 1 kind. De volgende vragen gaan over uw kind dat als eerste jarig is.

C21. Hoe oud is dit kind?

... leeftijd

C22. Wat is het geslacht van dit kind?

1. Vrouw
2. Man
3. Overig

C23. Wat is de arbeidspositie van dit kind?

Meerdere antwoorden mogelijk.

1. Werkend
2. Werkloos
3. Arbeidsongeschikt/ziektewet
4. Niet werkend (huishouden, studie, gezin)
5. Anders

[als C21 18 of ouder] C24. Wat is de partnersituatie van dit kind?

1. Zonder partner
2. Samenwonend met partner
3. Gehuwd met partner
4. Partner waar hij/zij niet mee woont

C25. Uit welke relatie komt dit kind?

1. Uit mijn huidige relatie
2. Uit een eerdere relatie van mij
3. Anders

C26. Waar woont dit kind?

1. In Nederland
2. In het land waar u woont → naar vraag C30
3. In een ander buitenland → naar vraag C28

C27. Heeft u dit kind in Nederland gezien? Tel meerdere bezoeken tijdens één verblijf als één keer. Het gaat om de 12 maanden vóór de coronacrisis.

1. Nee
2. Ja, 1 keer
3. Ja, 2-3 keer
4. Ja, vaker

C28. Is dit kind bij u op bezoek geweest? Tel meerdere bezoeken tijdens één verblijf als één keer. Het gaat om de 12 maanden vóór de coronacrisis.

1. Nee
2. Ja, 1 keer
3. Ja, 2-3 keer
4. Ja, vaker

C29. Hoe lang was dit kind in totaal in het land in die periode?

... weken

C30. Hoe vaak heeft u met dit kind contact gehad via de telefoon of het internet (denk aan Skype of Facetime)? Het gaat om de 12 maanden vóór de coronacrisis.

1. Niet
2. Minder dan 1 keer per maand
3. Eén of meerdere keren per maand
4. Eén of meerdere keren per week

5. Vrijwel dagelijks

C31. Hoe hecht is uw band met dit kind?

1. Heel hecht
2. Hecht
3. Redelijk hecht
4. Niet hecht
5. Helemaal niet hecht

C32. Zijn er wel eens spanningen en/of conflicten tussen u en dit kind?

1. Niet
2. Af en toe
3. Soms
4. Vaak

C33. Heeft hij/zij zelf kinderen? Meerdere antwoorden mogelijk.

1. Nee → door naar moduul D
2. Ja, kinderen van 0-17
3. Ja, kinderen 18+

C34. Hoe vaak heeft u deze kleinkinder(en) gezien in de 12 maanden vóór de coronacrisis?
We bedoelen niet via internet.

1. Niet
2. 1 keer
3. 2-3 keer
4. Vaker
5. Niet van toepassing

C35. Hoe hecht is uw band met deze kleinkinder(en)?

1. Heel hecht
2. Hecht
3. Redelijk hecht
4. Niet hecht
5. Helemaal niet hecht

MODUUL D: WERK, WELVAART EN GEZONDHEID

D1. Wat was uw arbeidspositie vlak voordat u emigreerde? Meerdere antwoorden mogelijk.

1. Werkend → naar vraag D2
2. Werkloos
3. Arbeidsongeschikt/ziektewet
4. (Vervroegd) pensioen (bv. VUT)
5. Niet werkend (huishouden, gezin, studie)

D1a. Op welke leeftijd bent u in Nederland gestopt met werken?
.... leeftijd

D2. Heeft u betaald werk gedaan nadat u emigreerde?

1. Ja
2. Nee → naar vraag D5

D3. Verricht u op dit moment betaalde arbeid?

1. Ja → naar vraag D5
2. Nee

D4. Op welke leeftijd bent u in het land waarin u nu woont gestopt met werken?

... leeftijd

D5. Wat was uw (laatste) beroep in Nederland?

1. Hoger intellectueel of vrij beroep (bv arts, ingenieur, advocaat, organisatieadviseur, docent wo/hbo)
2. Hoger leidinggevend beroep (bv directeur/eigenaar groot bedrijf, hogere leidinggevende)
3. Middelbaar intellectueel of vrij beroep (bv leerkracht, verpleegkundige, beleidsfunctionaris, ict-er, kunstenaar)
4. Middelbaar leidinggevend of commercieel beroep (bv afdelingsmanager, makelaar, zelfstandig winkelier)
5. Niet-leidinggevende hoofdarbeid (bv administratief medewerker, verkoper, receptionist, gezinsverzorgende)
6. Geschoolde of leidinggevende handarbeid of dienstverlenende arbeid (bv automonteur, timmerman, loodgieter, bakker, kok, kapper, politieagent)
7. Ongeschoolde/halfgeschoolde handarbeid of dienstverlenende arbeid (bv schoonmaker, inpakker, fabrieksarbeider, chauffeur, schilder, kinderverzorger)
8. Agrarisch beroep
9. Anders, namelijk, [tekst]
10. Nooit gewerkt

D6. Werkte u toen in loondienst of als zelfstandige?

1. Loondienst
2. Zelfstandige

D7. Deed/doet u in het land waarin u nu woont hetzelfde werk als in Nederland?

1. Hetzelfde werk bij dezelfde werkgever → naar vraag D10
2. Hetzelfde werk bij een andere werkgever → naar vraag D10
3. Hetzelfde werk als zelfstandige → naar vraag D10
4. Ander werk
5. Niet van toepassing / niet gewerkt in huidige land → naar vraag D10

D8. Wat voor werk was dat?

.... [tekst]

D9. Werkte u in dit land in loondienst of als zelfstandige?

1. Loondienst
2. Zelfstandige

D10. Hoe goed kunt u rondkomen met uw huidige inkomen?

1. Erg goed
2. Tamelijk goed
3. Niet goed/niet slecht
4. Tamelijk slecht
5. Erg slecht

D11. Hoe zou u uw welvaartsniveau omschrijven in vergelijking tot de meeste bewoners in het land waar u woont?

1. Meer welvarend
2. Iets meer welvarend

3. Ongeveer hetzelfde
4. Iets minder welvarend
5. Minder welvarend

D12. Heeft uw woning de volgende kenmerken? Meerdere antwoorden mogelijk.

1. Woning in eigen bezit (koopwoning)
2. Vrijstaand, twee-onder-één kap of hoekwoning
3. Een grote tuin
4. Een groot balkon of dakterras
5. Een woonkamer van 40 m² of meer
6. 3 of meer (slaap)kamers
7. Twee of meer badkamers
8. Een (eigen of gedeeld) zwembad
9. Een extra woongedeelte met eigen badkamer
10. Geen van deze

D13. Woont u in een ...

1. Appartementencomplex voor ouderen
2. Zorgvoorziening voor ouderen
3. Woonwijk speciaal voor ouderen
4. Geen van deze

D14. In welke groep valt uw totale netto-inkomen per maand? Reken eventuele inkomsten van uw partner ook mee.

1. Minder dan 1.000 euro
2. 1.000 – 2.000 euro
3. 2.000 – 3.000 euro
4. 3.000 – 4.000 euro
5. 4.000 – 5.000 euro
6. 5.000 – 6.000 euro
7. 6.000 – 7.000 euro
8. Meer dan 7.000 euro
9. Weet niet
10. Wil niet zeggen

D15. Wat betaalt u voor huur/hypotheek en vaste lasten (elektriciteit, gas, water) per maand? Als u het niet precies weet maak dan een schatting.

... Euro per maand

9. Weet niet
10. Wil niet zeggen

D16. Hoe is over het algemeen uw gezondheid?

1. Zeer goed
2. Goed
3. Gaat wel
4. Slecht
5. Zeer slecht
6. Wil niet zeggen

D17. Heeft u een of meer van de volgende langdurige ziekten, aandoeningen of handicaps (door een arts vastgesteld)?

Meerdere antwoorden mogelijk. U mag deze vraag overslaan.

1. Problemen met de handen of armen (ook artritis, reuma, RSI)
2. Problemen met de heupen, benen of voeten (ook artritis, reuma)
3. Problemen met de rug en nek (ook artritis, reuma, RSI)
4. Migraine of ernstige hoofdpijn
5. Hart- of vaatziekten
6. Astma, bronchitis, emfyseem
7. Maag of darmstoornissen
8. Suikerziekte/diabetes
9. Psychische klachten
10. Levensbedreigende ziekten (bijv. kanker, aids)
11. Slaapproblemen
12. Andere ziekte, aandoening of klacht
13. Geen van deze ® naar vraag D19
14. Wil niet zeggen

D18. Wordt u door deze gezondheidsklachten belemmerd in uw dagelijkse bezigheden?

1. Niet belemmerd
2. Licht belemmerd
3. Sterk belemmerd

D19. Had u de volgende klachten voordat u emigreerde? Meerdere antwoorden mogelijk.
U mag deze vraag overslaan.

1. Problemen met de handen of armen (ook artritis, reuma, RSI)
2. Problemen met de heupen, benen of voeten (ook artritis, reuma)
3. Problemen met de rug en nek (ook artritis, reuma, RSI)
4. Migraine of ernstige hoofdpijn
5. Hart- of vaatziekten
6. Astma, bronchitis, emfyseem
7. Maag of darmstoornissen
8. Suikerziekte/diabetes
9. Psychische klachten
10. Levensbedreigende ziekten (bijv. kanker, aids)
11. Slaapproblemen
12. Andere ziekte, aandoening of klacht
13. Geen van deze
14. Wil niet zeggen

D20. Heeft u in de afgelopen 4 weken alcohol gedronken (wijn, bier, of sterke drank)?

1. Dagelijks
2. Meerdere keren per week
3. Eén of twee keer per week
4. Minder vaak
5. Geen alcohol gedronken → door naar vraag D22
6. Wil niet zeggen

D21. Hoe vaak heeft u in de afgelopen week 6 of meer glazen alcohol op een dag gedronken?

1. Niet
2. 1 keer

3. 2-3 keer
4. 4 keer of vaker
5. Wil niet zeggen

D22. Wilt u bij elke stelling aangeven welk antwoord het beste uw gevoel of gedrag van de afgelopen week weergeeft? [GRID]

- a. Ik voelde me gedeprimeerd
- b. Ik had het gevoel dat alles wat ik deed me moeite kostte
- c. Ik sliep onrustig
- d. Ik was gelukkig
- e. Ik voelde me eenzaam
- f. Ik had plezier in het leven
- g. Ik was treurig
- h. Ik kon maar niet op gang komen

1. Zelden of nooit
2. Soms of weinig
3. Regelmatig
4. Meestal of altijd

D23. Wilt u van elk van de volgende uitspraken aangeven in hoeverre die op u, zoals u zich de laatste tijd voelt, van toepassing is? [GRID]

- a. Ik ervaar een leegte om me heen
- b. Er zijn genoeg mensen waarop ik in geval van narigheid kan terugvallen
- c. Ik heb veel mensen op wie ik volledig kan vertrouwen
- d. Er zijn voldoende mensen met wie ik mij nauw verbonden voel
- e. Ik mis mensen om me heen
- f. Vaak voel ik me in de steek gelaten

1. Ja
2. Min of meer
3. Nee

D24. Heeft u toen u nog in Nederland woonde, tussen uw 50^{ste} en 65^{ste} de volgende dingen meegemaakt? Meerdere antwoorden mogelijk.

1. Voor mezelf begonnen
2. Gedwongen ontslag
3. Burn-out
4. Slachtoffer geweest van ongeluk of misdrijf
5. Gescheiden
6. Overlijden partner
7. Faillissement/ernstige schulden
8. Contact verloren met ouder(s) of kind(eren)
9. Geen van deze dingen
10. Woonde niet in Nederland

MODUUL E: OPVATTINGEN EN WELBEVINDEN

E1. Bent u op onderstaande punten nu meer of minder tevreden dan voordat u emigreerde? [GRID]
Het gaat dan om de laatste jaren vóór de emigratie.

- a. Uw woning
- b. Uw financiële situatie
- c. De buurt waar u woont
- d. Uw vrije tijd
- e. Uw relatie/huwelijk
- f. Uw sociale contacten (niet familie)
- h. De relatie met uw kinderen
- g. De relatie met uw ouder(s)
- i. Uw gezondheid

- 1. Nu meer tevreden dan toen
- 2. Nu iets meer tevreden dan toen
- 3. Hetzelfde gebleven
- 4. Nu iets minder tevreden dan toen
- 5. Nu minder tevreden dan toen
- 9. Niet van toepassing

E2. Bent u alles bij elkaar genomen nu gelukkiger dan u was toen u nog in Nederland woonde? Het gaat dan om de laatste jaren vóór de emigratie.

- 1. Nu gelukkiger
- 2. Nu iets gelukkiger
- 3. Hetzelfde gebleven
- 4. Nu iets minder gelukkig
- 5. Nu minder gelukkig
- 6. Kan ik niet zeggen

[E3 & E4 samen in één grid]

E3. Voelt u een zekere trots dat u naar dit land bent geëmigreerd?

E4. Heeft u wel eens spijt dat u naar dit land bent geëmigreerd?

- 1. Niet
- 2. Af en toe
- 3. Soms
- 4. Vaak

E5. Wat is uw mening over het land waar u nu woont? [GRID]

- a. Ik voel me op mijn plek in dit land
- b. Ik voel me echt verbonden met dit land
- c. Dit land is deel van mijn identiteit
- d. Ik voel me meer een toerist dan een inwoner van dit land
- e. Ik voel me gesetteld in dit land
- f. De mensen hier beschouwen mij als een buitenstaander
- g. Het is moeilijk contact te maken met de mensen in dit land

- 1. Zeer eens
- 2. Eens
- 3. Niet eens, niet oneens

4. Oneens
5. Zeer oneens

E6. En wat is uw mening over Nederland? [GRID]

- a. Ik voel me op mijn plek in Nederland
- b. Ik voel me echt verbonden met Nederland
- c. Nederland is deel van mijn identiteit

1. Zeer eens
2. Eens
3. Niet eens, niet oneens
4. Oneens
5. Zeer oneens

E7. Wat is uw mening over het land waarin u nu woont? Geef dit voor elk aspect apart aan. [GRID]

- a. De omgangsvormen en mentaliteit
- b. De bureaucratie en regelgeving
- c. Bevolkingsdichtheid en drukte
- d. De betrouwbaarheid van de politiek/overheid
- e. De zorg (gezondheidszorg, thuiszorg, etc.)
- f. Financiële diensten (banken, makelaars, en verzekeraars)
- g. Horeca
- h. Het weer

1. Positief
2. Redelijk positief
3. Neutraal
4. Redelijk negatief
5. Negatief
6. Weet niet

E8. En wat is uw mening over Nederland op deze punten? [GRID]

- a. De omgangsvormen en mentaliteit
- b. De bureaucratie en regelgeving
- c. Bevolkingsdichtheid en drukte
- d. De betrouwbaarheid van de politiek/overheid
- e. De zorg (gezondheidszorg, thuiszorg, etc.)
- f. Financiële diensten (banken, makelaars, en verzekeraars)
- g. Horeca
- h. Het weer

1. Positief
2. Redelijk positief
3. Neutraal
4. Redelijk negatief
5. Negatief
6. Weet niet

E9. Wat is uw mening over de volgende stellingen? [GRID]

- a. Ik heb het geld niet om terug te keren
- b. Als ik terug zou gaan zou ik helemaal opnieuw moeten beginnen
- c. Ik heb weinig in Nederland om naar terug te gaan
- d. Ik heb het gevoel dat ik hier niet meer weg kan al zou ik het willen

- 1. Zeer eens
- 2. Eens
- 3. Niet eens, niet oneens
- 4. Oneens
- 5. Zeer oneens

E10. Wat zijn uw opvattingen over de volgende stellingen? [GRID]

- a. Ik vind het leuk om te leren over andere manieren van leven
- b. Het is goed om ideeën uit te wisselen met mensen uit andere landen en culturen
- c. Door om te gaan met mensen uit andere landen kom je te weten wat hun unieke ideeën en benaderingen zijn
- d. Door contact met mensen uit andere landen kun je je leven verrijken
- e. Ik zou graag meer leren over mensen in andere landen
- f. Het is altijd interessant om mensen uit andere culturen te observeren

- 1. Zeer eens
- 2. Eens
- 3. Niet eens, niet oneens
- 4. Oneens
- 5. Zeer oneens

E10. Wat zijn uw opvattingen over de volgende stellingen? [GRID]

- g. Ik ben bereid een deel van mijn inkomen af te staan voor klimaatverbetering
- h. Ik maak mij grote zorgen over de opwarming van de aarde
- i. Veel beweringen over de opwarming van de aarde zijn overdreven
- j. Het klimaat verbeteren moet prioriteit hebben, zelfs als dit de economische groei vertraagt

- 1. Zeer eens
- 2. Eens
- 3. Niet eens, niet oneens
- 4. Oneens
- 5. Zeer oneens

E10. Wat zijn uw opvattingen over de volgende stellingen? [GRID]

- k. Kinderen zouden voor hun zieke ouders moeten zorgen
- l. Als ouders bejaard zijn, moeten ze bij hun kinderen kunnen inwonen
- m. Kinderen die dichtbij wonen zouden minstens één keer per week bij hun ouders op bezoek moeten gaan
- n. Ouders horen hun volwassen kinderen te ondersteunen als die dat nodig hebben
- o. Ouders horen hun volwassen kinderen financieel te helpen als die dat nodig hebben
- p. Ouders horen hun volwassen kinderen onderdak te verschaffen als die dat nodig hebben

1. Zeer eens
2. Eens
3. Niet eens, niet oneens
4. Oneens
5. Zeer oneens

E11. Als u moest kiezen, welk van de volgende zaken vindt u dan het belangrijkste? En welke komt daarna op de tweede plaats?

a. Plaats 1 b. Plaats 2

De rechtsorde handhaven
 Mensen meer invloed geven op belangrijke regeringsbesluiten
 Economische groei stimuleren
 De vrije meningsuiting beschermen

E12. Heeft u zich in uw jonge jaren geïdentificeerd met kenmerken uit de jaren '60-'70? [GRID]

- a. Hippiecultuur
- b. Protestgeneratie/anti-establishment
- c. Feminisme
- d. Alternatieve leefstijlen

1. Nee
2. Een beetje
3. Tamelijk
4. Erg

E13. Kunt u beschrijven hoe nauwkeurig elke uitdrukking u als persoon beschrijft? Beschrijf uzelf zoals u nu in het algemeen bent en niet zoals u in de toekomst wilt zijn. [GRID]

1. Praat niet veel.
2. Raak makkelijk gestrest.
3. Heb liever afwisseling dan routine.
4. Voel me goed in het gezelschap van mensen.
5. Ben meestal ontspannen.
6. Ik houd graag alles bij het oude.
7. Blijf op de achtergrond.
8. Ben snel verontrust.
9. Begin graag iets nieuws.
10. Begin gesprekken.
11. Raak makkelijk van streek.
12. Ben gehecht aan vaste patronen en gewoontes.
13. Heb weinig te zeggen.
14. Verander vaak van stemming.
15. Heb een hekel aan verandering.
16. Praat met veel verschillende mensen op feestjes.
17. Heb regelmatig stemmingswisselingen.
18. Ben een gewoontedier.
19. Ben stil in het gezelschap van vreemden.
20. Voel me vaak neerslachtig.

21. Ben in veel dingen geïnteresseerd.

1. Helemaal juist
2. Tamelijk juist
3. Juist noch onjuist
4. Tamelijk onjuist
5. Helemaal onjuist

E14. Dit waren de laatste vragen. Zijn er nog zaken die u wilt noemen die niet aan de orde zijn gekomen? U kunt deze hieronder noteren.

..... [open] [max aantal letters = 50] [mag worden overgeslagen]

E15. Als u uw emigratie-ervaring met één woord zou kunnen omschrijven, welk woord zou dat dan zijn?

.... [open, max aantal letters = 20] [mag worden overgeslagen]

E16. Mogelijk doen wij een kort vervolgonderzoek. Mogen wij u in de toekomst opnieuw benaderen? U kunt later beslissen of u wel of niet meedoet.

1. Ik wil wel weer meedoen
2. Ik wil misschien meedoen, maar beslis later
3. Ik wil waarschijnlijk niet meedoen, maar beslis later
4. Ik wil niet meer worden benaderd ® naar vraag E18

E17. Wat is het email adres waarop we u kunnen benaderen?

..... @

Tot slot nog enkele vragen over instanties in Nederland.

E18. Met welke van onderstaande Nederlandse instanties heeft u, sinds uw vertrek uit Nederland, contact gehad? Dit kan zijn op kantoor, telefonisch, per post, of via internet. Meerdere antwoorden mogelijk.

1. Sociale Verzekeringsbank (SVB)
2. UWV
3. Nederlandse gemeente(n)
4. Geen van deze → naar vraag E21

E19. Hoe vaak was dat, alle contacten bij elkaar genomen?

1. Minder dan 1 keer per jaar
2. 1-2 keer per jaar
3. 2-5 keer per jaar
4. Vaker dan 5 keer per jaar

E20. Over welke onderwerpen heeft u contact gehad? Meerdere antwoorden mogelijk.

1. AOW
2. Aanvullende inkomensvoorziening (AIO)
3. Kinderbijslag
4. Algemene nabestaandenwet (nabestaandenuitkering)
5. Bijstand
6. Ziekte of arbeidsongeschiktheid
7. Werkloosheid
8. Zorg

9. Anders, namelijk ... [tekst]

E21. Indien u contact zou willen met een Nederlandse sociale zekerheidsinstantie, naar welke wijze van contact gaat uw voorkeur uit?

1. Per post
2. Bezoek aan kantoor
3. Telefonisch
4. Per email
5. Via de website van de betreffende instantie
6. Via sociale media
7. Via WhatsApp of een andere berichtendienst
8. Anders

Heel hartelijk dank voor het invullen van de vragenlijst. Als u nog vragen heeft, kunt u ons e-mailen of via email een telefonische afspraak maken.

DUTCH RETIREMENT MIGRANTS ABROAD: THE QUESTIONNAIRE

30 November 2021

Matthijs Kalmijn & Kène Henkens

with the support of Esma Betül Savas, Juul Spaan, Harry van Dalen

NIDI-KNAW/RUG

TABLE OF CONTENTS

MODULE A: BACKGROUND AND THE MIGRATION PROCESS

MODULE B: LEISURE TIME AND SOCIAL CONTACTS

MODULE C: PARTNER, CHILDREN, AND FAMILY

MODULE D: WORK, WELFARE, AND HEALTH

MODULE E: ATTITUDES, VALUES, AND WELLBEING

MODULE A: BACKGROUND AND THE MIGRATION PROCESS

A1. What is your gender?

1. Female
2. Male
3. Other

A2. In which year were you born?

... year

A3. What is the highest level of education you have completed with a diploma?

1. Primary school [Lagere school (incl. VGLO)]
2. Lower vocational education [LBO, huishoudschool, LHNO, LTS]
3. High school – lower level [MAVO, ULO, MULO]
4. High school – middle level [HAVO, MMS]
5. High school – higher level [VWO, HBS, atheneum, gymnasium]
6. Middle level vocational education [MBO, KMBO]
7. Higher vocational or bachelor university [HBO, kandidaatsexamen]
8. University – master level or higher [Universiteit]

A4. Where were you and your parents born?

- a. Yourself
- b. Your father
- c. Your mother

1. In the Netherlands
2. In the country I now live in
3. In another European country
4. In another non-European country
5. Don't know / no answer

A5. How satisfied are you with the following areas of your life? [GRID]

- a. Your home
- b. Your financial situation
- c. The neighborhood where you live

- d. Your leisure time
- e. Your relationship/marriage
- f. Your social contacts (not family)
- h. The relationship with your children
- g. The relationship with your parent(s)
- i. Your health

- 1. Very satisfied
- 2. Satisfied
- 3. Neutral
- 4. Dissatisfied
- 5. Very dissatisfied
- 6. Not applicable

A6. What is your opinion on the following statements? [GRID]

- e. My life is ideal in most respects
- f. My living conditions are excellent
- g. All things considered, I am satisfied with my life
- h. If I could live my life over again, I would change very little

- 1. Strongly agree
- 2. Agree
- 3. Neither agree nor disagree
- 4. Disagree
- 5. Strongly disagree

A7. In what year did you emigrate to the country you now live in? In case you have emigrated several times, write down the year of your most recent move.

... year

A8. What are your experiences with this country before you emigrated? Multiple answers possible.

- 1. Been on holiday (3 times or more)
- 2. Lived there before
- 3. Already had a home there
- 4. None of the above

A9. Did the house you lived in before you emigrated have the following characteristics? Multiple answers possible.

- 1. Own home (owner-occupied home)
- 2. Detached, semi-detached or corner house
- 3. A big garden
- 4. A large balcony or roof terrace
- 5. A living room of 40 m² or more
- 6. 3 or more (bed)rooms
- 7. Two or more bathrooms
- 8. A (private or shared) swimming pool
- 9. None of the above

A10. How would you describe the place where you lived before you emigrated?

[a to f]

busy	quiet
urban	rural
little nature	lots of nature
few amenities	many amenities
unsafe	safe
little contact with neighbors	a lot of contact with neighbors

A11. Have you emigrated with a partner?

1. With a partner
2. Without a partner
3. Without a partner, partner emigrated later
4. Moved to a partner who lived abroad

A12. Did children emigrate with you?

1. Yes
2. No
3. Didn't have kids

A13. Did you know people who already lived in the country of destination, before you emigrated?
Multiple answers possible.

1. Children
2. Parents
3. Other family
4. Friends
5. Other acquaintances
6. No people that I knew

A14. What were the thoughts of the following people about your decision to emigrate at the time of your move? [GRID]

- a. Your (former) partner
- b. Your children
- c. Your parents
- d. Your friends

1. Very positive
2. Fairly positive
3. Not positive, not negative
4. Fairly negative
5. Very negative
9. Not applicable

A15. Did you want to emigrate?

1. Yes, for sure
2. Yes, quite a bit
3. A little
4. Neutral
5. Not very much
6. No

A16. Have you done any of the following things in preparation for your emigration? Multiple answers possible.

1. Learning the language
2. Reading books/magazines about the country
3. Talking to other emigrants/residents
4. Visiting a migration fair
5. Search for accommodation and/or work
6. None of the above

A17. Did you have a financial budget to start with in the first year you arrived in the country?

1. A large amount
2. A fair amount
3. A small budget
4. Hardly any money

A18. To what extent did the following factors play a role in your decision to emigrate to your current country of residence? Please indicate this for each item. [GRID]

- a. The manners and mentality in the Netherlands
- b. The bureaucracy and regulations in the Netherlands
- c. Population density and crowding in the Netherlands
- d. The reliability of politics/government in the Netherlands
- e. Few firm social ties in the Netherlands
- f. Nature, tranquility, and space in the country of destination
- g. The culture and people of the destination country
- h. Nicer weather, nicer climate
- i. Cheaper living and housing conditions in the destination country
- j. Adventure and new experiences
- k. Other job or own company in the destination country
- l. Volunteer work in the destination country
- m. My health
- n. My partner's health
- o. Moving to a new partner in the destination country
- p. Starting a new life
- q. Back to my roots
- r. Another reason, namely.... [text]

1. Played no role
2. Played a bit of a role
3. Played a big role

A19. Which of the above reasons was the most important?
Item ..

A20. When you were still living in the Netherlands, between the ages of 50 and 65, did you do the following... [GRID]

1. Practicing a sport (in a group or association)
2. Participate in an association or club (e.g. choir, hobby)
2. Being active for a volunteer organization

3. Attend religious service (church, mosque, synagogue, temple, etc.)
4. Being active for the neighborhood

1. Did not
2. Occasionally
3. Sometimes
4. Often
5. Didn't live in the Netherlands

A21. To what extent did you have difficulties in adjusting to life after emigration?

1. Hardly any
2. Some
3. Not much
4. Quite some
5. A lot of difficulties

A22. How long did it take after your emigration to get used to life here?

1. Less than a month
2. Between one month and half a year
3. Between half a year and a year
4. More than a year
5. I'm still not used to it yet

A23. How was life in the few months immediately after emigration?

1. Primarily fun
2. Fun most of the time
3. Both fun and difficult
4. Often difficult
5. Primarily difficult

A24. How big was the transition between your life before emigration and your life after?

1. Hardly a transition
2. A small transition
3. A reasonable transition
4. A big transition

A25. In the first year after emigration, did you run into serious problems with ... Multiple answers possible.

1. Authorities/bureaucracy in the destination country
2. Institutions/bureaucracy in the Netherlands
3. Companies in the destination country
4. Companies in the Netherlands
5. Healthcare authorities in the destination country
6. People in my new neighborhood or hometown
7. Financial setbacks
8. None of these

A26. In which country do you live?

..... country

A27. What kind of place do you live in?

1. Large city (> 100,000 inhabitants)
2. Medium city (50,000-100,000 inhabitants)
3. Small town (10,000-50,000 inhabitants)
4. Large village (1000-10,000 inhabitants)
5. Small village (< 1000 inhabitants)
6. Remote/rural area

A28. How would you describe the place where you live?
[a to f]

busy	quiet
urban	rural
little nature	lots of nature
few amenities	many amenities
unsafe	safe
little contact with neighbors	a lot of contact with neighbors

A29. How long have you lived in your current place of residence?
... years

A30. How many Dutch or other emigrants live in your immediate vicinity? Think of a radius of 1-2 km around you.

1. None
2. A few
3. Quite some
4. A lot
5. Don't know

A31. How well can you communicate with the people in your country or region in their native language?

1. Very good
2. Good
3. Fair
4. A little
5. Not at all

A32. How well can you communicate with the people in your country or region in English?

1. Very good
2. Good
3. Fair
4. A little
5. Not at all

A33. Do you think you will ever return to the Netherlands?

1. Definitely not → to module B
2. Probably not → to module B
3. Maybe
4. Probably yes
5. Definitely

A34. Would you like to move back to the Netherlands within the next 3 years?

1. Definitely not
2. Not
3. Maybe
4. Yes
5. Definitely

A35. What matters play a role or could play a role in going back?

You can tick several reasons.

1. My health
2. My partner's health
3. Children in the Netherlands
4. Grandchildren in the Netherlands
5. Parents in the Netherlands
6. Financial reasons
7. Divorce or death of partner
8. Other, namely.... [text]

MODULE B: LEISURE TIME AND SOCIAL CONTACTS

Before we move on to your leisure time and social contacts, we would like to ask some questions about the corona crisis in your region.

B1. What corona measures have ever been taken in your region in the past 12-16 months? Multiple answers possible.

1. 24-hour lockdown
2. Evening curfew
3. Travel restrictions
4. Restrictions on the number of visitors at home
5. Long-term closure of restaurants and cafés
6. None of these

B2. How have you experienced the corona pandemic in the past 12-16 months? [GRID]

- e. The corona crisis felt very distant for me
- f. The coronavirus is something I was afraid of
- g. I was very worried about the corona crisis
- h. I got a lot of stress from the corona crisis

1. Strongly agree
2. Agree
3. Neither agree nor disagree
4. Disagree
5. Strongly disagree

B3. Have the following things changed for you due to the corona crisis? [GRID]

- a. Face-to-face contacts with children and grandchildren
- b. Face-to-face contacts with people outside of your household

c. Outdoor leisure activities

1. Strongly decreased
2. Fairly decreased
3. Decreased a bit
4. Stayed the same
5. Increased
6. Not applicable

B4. Have you been infected with the coronavirus?

1. No
2. Yes, no symptoms
3. Yes, with mild symptoms
4. Yes, with serious symptoms

In all the following questions, it is always about the 12 months before the corona crisis, so approximately from March 2019 to March 2020.

[If A7 = 2020 or 2021] If you were not living in this country then, take the first month(s) from the moment of emigration].

the 12 months before the corona crisis

B5. Did you then do the following activities and if so, how often? [GRID]

- a. Shopping (not for daily shopping)
- b. Walking/hiking in the outdoors
- c. Card and board games
- d. Relax, sunbathe etc.
- e. Practicing sports in a group
- f. Practicing sports alone
- g. DIY, renovation, restoration
- h. Gardening
- i. Reading books, newspapers, or magazines
- j. Computers, gaming, creating internet pages, etc.

1. No
2. Yes, occasionally
3. Yes, sometimes
4. Yes, often

the 12 months before the corona crisis

B6. Did you then do the following activities and if so, how often? [GRID]

- a. Photographing, shooting videos
- b. Making music, playing an instrument
- c. Singing, acting
- d. Painting, drawing, writing etc. (not for profession)
- e. Participate in a study or a course
- f. Meditation, healing, and spiritual self-development

- g. Yoga etc.
- h. Collecting things or other hobbies

1. No
2. Yes, occasionally
3. Yes, sometimes
4. Yes, often

the 12 months before the corona crisis

B7. Did you then visit the following venues and if so, approximately how often? [GRID]

- a. Theatre, concert, or cinema
- b. Museum, castle, or monument
- c. Fair, antique market, flea market or festival
- d. City or village in the area (not your own place)
- e. Sports match
- f. Local civic or political gathering
- g. Activity specially organized for Dutch people
- h. Religious service (church, mosque, synagogue, temple, etc.)

1. No
2. Yes, once a year
3. Yes, 2-3 times a year
4. Yes, more often

the 12 months before the corona crisis

B8. How often did you go out for dinner in a restaurant or cafe?

1. Not
2. Less than once a month
3. Once or several times a month
4. Once or more times a week
5. Almost everyday

How often did you have contact in your neighborhood ...?

	1. None	2. Less than once a month	3. Once or several times a month	4. Once or more times a week	5. Almost everyday
B9. With people from the destination country (in your neighborhood)	1	2	3	4	5
B10. With other emigrants (in your neighborhood)	1	2	3	4	5

How often did you eat out in a restaurant or cafe?

	1. None	2. Less than once a month	3. Once or several times a month	4. Once or more times a week	5. Almost everyday
B11. With people from the destination country	1	2	3	4	5
B12. With other emigrants	1	2	3	4	5

How often did you get visited or did you visit ...?

	1. None	2. Less than once a month	3. Once or several times a month	4. Once or more times a week	5. Almost everyday
B13. People from the destination country	1	2	3	4	5
B14. Other emigrants	1	2	3	4	5

B15. Do you have close friendships with... [GRID]

- a. Dutch citizens living in the Netherlands
- b. Dutch emigrants
- c. Other emigrants
- d. People from your country of residence

1. No
2. Yes, 1 friend
3. Yes, 2-3 friends
4. Yes, 4-5 friends
5. Yes, 6 or more friends

the 12 months before the corona crisis

B16. Did you do volunteer work in the country where you now live?

1. No → to B18
2. Yes, less than once a month

3. Yes, once or several times a month
4. Yes, once or more times a week
5. Yes, almost daily

B17. What kind of people work at this volunteer organization?

1. Mainly people from the country of residence
2. More people from the country of residence
3. As many people from the country of residence as from outside the country
4. More people from outside the country
5. Mainly people from the outside the country

the 12 months before the corona crisis

B18. How often did you watch television or movies? Also include Netflix, etc. Take the average time taken over a week.

1. Hardly or never -> to B20
2. 1 hour a day or less
3. 2-3 hours a day
4. 4-5 hours a day
5. 6 hours a day or more

the 12 months before the corona crisis

B19. Did you watch Dutch television channels or other channels?

1. Especially Dutch channels
2. Mostly Dutch channels
3. As much Dutch as to other channels
4. Mostly other channels
5. Especially other channels

the 12 months before the corona crisis

B20. Have you been to the Netherlands during the corona crisis (March 2020-March 2021)?

1. No → proceed question B22
2. Yes, 1 time
3. Yes, 2-3 times
4. Yes, more often

B21. How long was your stay in total in the Netherlands during the corona crisis?

If it was less than a week, enter 0.

... weeks

the 12 months before the corona crisis

B22. Have you been to the Netherlands in the 12 months before the corona crisis?

1. No
2. Yes, 1 time → to question B24
3. Yes, 2-3 times → to question B24
4. Yes, more often → to question B24

B23. When was the last time you visited the Netherlands?

... year

→ proceed to question B25

B24. How long was your stay in the Netherlands in those 12 months?

If it was less than a week, enter 0.

... weeks

B25. Who were you in contact within the Netherlands at the time? [GRID]

- a. Your children
- b. Your grandchildren
- c. Your parents
- d. Your friends

1. Not
2. Occasionally
3. Sometimes
4. Often
5. Not applicable

B26. Do you currently have a home in the Netherlands?

1. Yes, owner-occupied home
2. Yes, rental property
3. No

B27. How often, in the 12 months before the corona crisis, did close friends from the Netherlands visit you in the country where you now live? Count multiple visits during one stay as one.

1. None
2. Once a year
3. 2-3 times a year
4. More often

B28. How often have you had contact with your friends from the Netherlands by telephone or the internet (think of Skype or Facetime)? This concerns the 12 months before the corona crisis.

1. None
2. Less than once a month
3. Once or several times a month
4. Once or more times a week
5. Almost everyday
6. Not applicable

B29. Are there any close friendships that have been lost since you emigrated?

1. No
2. Yes, one
3. Yes, several

B30. Since you emigrated, have any new close friendships been formed (in the country you now live in)?

1. No
2. Yes, one
3. Yes, several

MODULE C: PARTNER, CHILDREN AND FAMILY

C1. Did you have a partner when you emigrated?

1. No → proceed to question C5
2. Yes, living together with partner
3. Yes, married with partner
4. Yes, a partner whom I didn't live with

C2a. How old were you when you started a relationship with this partner?

... age

[if C1 = 2 or 3]

C2b. How old were you when you started living with this partner?

... age

C3. Are you still with this partner?

1. Yes → proceed to question C7
2. Divorced/Separated
3. Partner passed away

C4. In what year did that happen?

... year

C5. Do you currently have a partner?

1. No → proceed to question C15
2. Yes, living together with partner
3. Yes, married with partner
4. Yes, a partner who I don't live with

C6a. How old were you when you started a relationship with this partner?

... age

[if C5 is 2 or 3]

C6b. How old were you when you started living with this partner?

... age

C7. What is your partner's age?

... age

C8. Where were your partner and his/her parents born?

- a. Partner
- b. Partner's father
- c. Partner's mother

1. In the Netherlands
2. In the country I now live in
3. In another European country
4. In another non-European country
5. Don't know / no answer

C9. In which country did your partner live when you met him or her?

1. In the Netherlands
2. In the country I now live in
3. In another European country
4. In another non-European country

C10. What is the highest level of education your partner has completed?

1. Primary school
2. Secondary education
3. Higher vocational education
4. University
5. Don't know

C11. How is your partner's health in general?

1. Very good
2. Good
3. Reasonable
4. Poor
5. Very poor
6. Prefer not to say

C12. To what extent do you feel supported by your partner in the following matters? [GRID]

- a. Concerns or possible problems with your health
- b. How to spend your free time and your social contacts
- c. All kinds of practical things you do
- d. More personal matters that you worry about

1. Lots of support from partner
2. Support from partner
3. Some support from partner
4. Little support from partner
5. Not applicable

C13. Do you usually spend your free time with your partner or alone? [GRID]

- a. Social contacts
- b. Playing sports
- c. Hobbies
- d. Hiking, trips, travel
- e. Going out

1. Mainly together
2. More often together than alone
3. Together as often as alone
4. More often alone than together
5. Mainly alone
6. Not applicable

C14. Do you ever have tensions and/or conflicts with your partner about the following matters?
[GRID]

- a. Financial matters
- b. Family and friends
- c. Leisure, way of life
- d. Your plans for the future

- 1. No
- 2. Occasionally
- 3. Sometimes
- 4. Often
- 5. Don't know / no answer

C15. Is your mother still alive?

- 1. Yes
- 2. No → In what year did she die? ... year

C15a. In what year is/was she born?

....

C16. Is your father still alive?

- 1. Yes
- 2. No → In what year did he die? ... year

C16a. In what year is/was he born?

....

C17. Do you have (your own) children?

- 1. Yes, namely... (number)
- 2. No → through to module D

C18. Do you have grandchildren?

- 1. Yes, namely... (number)
- 2. No → to question C20

C19. How old is your oldest grandchild?

... age

C20. What is your opinion on the following statements? [GRID]

- a. The bond with my child(ren) is better now than before emigration
- b. I would like to see my child(ren) more often
- c. I miss my child(ren)
- d. My child(ren) visit me less often than I expected when I emigrated
- e. I sometimes feel guilty towards my child(ren) that I live abroad
- f. My child(ren) would welcome it when I return to the Netherlands

- 1. Strongly agree
- 2. Agree
- 3. Neither agree nor disagree
- 4. Disagree
- 5. Strongly disagree

[If C17 = 1 child] We would like to ask a few more specific questions about your child.

[If C17 > 1 child] Due to time constraints, we like to ask specific questions about 1 child. The following questions are about the child whose birthday is the closest to now.

C21. How old is this child?

... age

C22. What is the gender of this child?

1. Woman
2. Man
3. Other

C23. What is the employment position of this child? Multiple answers possible.

1. Working
2. Unemployed
3. Disabled/Sick leave
4. Not working (household, study, family)
5. Other

[if C21 18 or older]

C24. What is the partner situation of this child?

1. Without partner
2. Living together with partner
3. Married to partner
4. Partner he/she does not live with

C25. What relationship does this child come from?

1. From my current relationship
2. From a previous relationship of mine
3. Other

C26. Where does this child live?

1. In the Netherlands
2. In the country where you live → proceed to question C30
3. In another foreign country → proceed to question C28

C27. Have you seen this child in the Netherlands? Count multiple visits during one stay as one. It concerns the 12 months before the corona crisis.

1. No
2. Yes, 1 time
3. Yes, 2-3 times
4. Yes, more often

C28. Has this child visited you? Count multiple visits during one stay as one. It concerns the 12 months before the corona crisis.

1. No
2. Yes, 1 time
3. Yes, 2-3 times
4. Yes, more often

C29. How long in total was this child in the country during that period?

... weeks

C30. How often have you had contact with this child by telephone or the internet (such as Skype or Facetime)? It concerns the 12 months before the corona crisis.

1. None
2. Less than once a month
3. Once or several times a month
4. Once or more times a week
5. Almost everyday

C31. How close is your relationship with this child?

1. Very close
2. Close
3. Fairly close
4. Not close
5. Not at all close

C32. Are there ever tensions and/or conflicts between you and this child?

1. No
2. Occasionally
3. Sometimes
4. Often

C33. Does he/she have children of his own? Multiple answers possible.

1. No → through to module D
2. Yes, children 0-17
3. Yes, children 18+

C34. How often did you see these grandchild(ren) in the 12 months before the corona crisis?
Not via the internet.

1. None
2. 1 time
3. 2-3 times
4. More often
5. Not applicable

C35. How close is your relationship with these grandchild(ren)?

1. Very close
2. Close
3. Fairly close
4. Not close
5. Not at all close

MODULE D: WORK, WEALTH AND HEALTH

D1. What was your employment position just before you emigrated? Multiple answers possible.

1. Working → proceed to question D2
2. Unemployed
3. Disabled/On sick leave
4. (Early) retired

5. Not working (household, family, study)

D1a. At what age did you stop working in the Netherlands?

.... age

D2. Did you do paid work after you emigrated?

1. Yes
2. No → proceed to question D5

D3. Do you currently perform paid work?

1. Yes → proceed to question D5
2. No

D4. At what age did you stop working in your current country of residence?

... age

D5. What was your (last) profession in the Netherlands?

1. Higher intellectual or professional (e.g. doctor, engineer, lawyer, organizational consultant, wo/hbo teacher)
2. Higher managerial occupation (e.g. director/owner of a large company, senior manager)
3. Secondary professional (e.g. teacher, nurse, policy officer, IT specialist, artist)
4. Secondary managerial or commercial profession (e.g. department manager, real estate agent, independent retailer)
5. Nonmanual work (e.g. foreman, administrative assistant, salesperson, receptionist, family carer)
6. Skilled manual or service work (e.g. auto mechanic, carpenter, plumber, baker, cook, hairdresser, police officer)
7. Unskilled/semi-skilled manual or service work (e.g. cleaner, packer, factory worker, driver, painter, childcarer)
8. Farmer and farm workers
9. Other, namely, [text]
10. Never worked

D6. Were you an employee or self-employed at the time?

1. Employee
2. Self-employed

D7. Did/do you do the same work in the country in which you now live as in the Netherlands?

1. The same work for the same employer → proceed to question D10
2. The same work for another employer → proceed to question D10
3. The same work as a self-employed person → proceed to question D10
4. Other work
5. Not applicable / did not work in current country → proceed to question D10

D8. What kind of work was that?

.... [text]

D9. Were you an employee or self-employed in the destination country?

1. Employee
2. Self-employed

D10. How well can you get by on your current income?

1. Very well
2. Pretty good
3. Not good/not bad
4. Pretty poorly
5. Very poorly

D11. How would you describe your wealth level compared to most residents in the country where you live?

1. More affluent
2. Slightly more affluent
3. About the same
4. Slightly less affluent
5. Less affluent

D12. Does your home have the following characteristics? Multiple answers possible.

1. Own home (owner-occupied home)
2. Detached, semi-detached or corner house
3. A big garden
4. A large balcony or roof terrace
5. A living room of 40 m² or more
6. 3 or more (bed)rooms
7. Two or more bathrooms
8. A (private or shared) swimming pool
9. An extra living area with private bathroom
10. None of these

D13. Do you live in a...

1. Apartment building for older adults
2. Care provision for older adults
3. Residential area especially for older adults
4. None of these

D14. Which is your income group based on your total net (after-tax) income per month? Also include any income from your partner.

1. Less than 1,000 euro
2. 1,000 – 2,000 euro
3. 2,000 – 3,000 euro
4. 3,000 – 4,000 euro
5. 4,000 – 5,000 euro
6. 5,000 – 6,000 euro
7. 6,000 – 7,000 euro
8. More than 7,000 euro
9. Don't know
10. Prefer not to say

D15. What do you pay for your rent/mortgage and fixed costs (electricity, gas, water) per month? In case you don't know exactly, give an estimate.

- ... euros per month
9. Don't know
 10. Prefer not to say

D16. How is your health in general?

1. Very good
2. Good
3. Reasonable
4. Poor
5. Very poor
6. Prefer not to say

D17. Do you have one or more of the following long-term illnesses, conditions, or disabilities (diagnosed by a doctor)?

Multiple answers possible. You may skip this question.

1. Problems with the hands or arms (also arthritis, rheumatism, RSI)
2. Problems with the hips, legs or feet (also arthritis, rheumatism)
3. Problems with the back and neck (also arthritis, rheumatism, RSI)
4. Migraines or severe headaches
5. Cardiovascular disease
6. Asthma, bronchitis, emphysema
7. Stomach or intestinal disorders
8. Diabetes
9. Psychological complaints
10. Life-threatening diseases (e.g. cancer, AIDS)
11. Sleep problems
12. Other illness, condition, or complaint
13. None of these → proceed to question D19
14. Prefer not to say

D18. Are you limited in your daily activities because of these health conditions?

1. Not limited
2. Slightly limited
3. Very much limited

D19. Did you have the following conditions before you emigrated? Multiple answers possible. You may skip this question.

1. Problems with the hands or arms (also arthritis, rheumatism, RSI)
2. Problems with the hips, legs or feet (also arthritis, rheumatism)
3. Problems with the back and neck (also arthritis, rheumatism, RSI)
4. Migraines or severe Headaches
5. Cardiovascular disease
6. Asthma, Bronchitis, Emphysema
7. Stomach or Intestinal disorders
8. Diabetes/Diabetes
9. Psychological complaints
10. Life-threatening diseases (e.g. cancer, AIDS)
11. Sleep problems
12. Other illness, condition, or complaint
13. None of these
14. Prefer not to say

D20. Have you consumed alcoholic beverages (wine, beer, or spirits) in the past 4 weeks?

1. On a daily basis
2. Several times a week
3. Once or twice a week
4. Less often
5. No alcoholic beverages consumed → proceed to question D22
6. Prefer not to say

D21. In the past week, how often did you drink 6 or more glasses of alcoholic beverages in one day?

1. None
2. 1 time
3. 2-3 times
4. 4 times or more
5. Prefer not to say

D22. For each statement, please indicate which answer best describes your feeling or behavior during the past week? [GRID]

- a. I felt depressed
- b. I had the feeling that everything I did was an effort
- c. My sleep was restless
- d. I was happy
- e. I felt lonely
- f. I enjoyed life
- g. I felt sad
- h. I just could not get “going”

1. Rarely or none of the time
2. Some or little of the time
3. Occasionally or a moderate amount of time
4. Most or all of the time

D23. For each of the following statements, please indicate to what extent it applies to you, as you have been feeling lately? [GRID]

- a. I experience a general sense of emptiness
- b. There are plenty of people I can lean on when I have problems
- c. I have many people I can trust completely
- d. There are enough people I feel close to
- e. I miss having people around
- f. I often feel rejected

1. Yes
2. More or less
3. No

D24. When you were still living in the Netherlands, did you experience the following between the ages of 50 and 65? Multiple answers possible.

1. Started my own business

2. Forced redundancy
3. Burnout
4. Been a victim of an accident or crime
5. Divorced
6. Death of partner
7. Bankruptcy/serious debts
8. Lost contact with parent(s) or child(ren)
9. None of the above
10. Didn't live in the Netherlands

MODULE E: ATTITUDES, VALUES, AND WELLBEING

E1. Are you more satisfied or less satisfied with the items mentioned below than before you emigrated? [GRID]

This concerns the last years before emigration.

- a. Your home
- b. Your financial situation
- c. The neighborhood where you live
- d. Your free time
- e. Your relationship/marriage
- f. Your social contacts (not family)
- g. The relationship with your children
- h. The relationship with your parent(s)
- i. Your health

1. More satisfied now than then
2. Now somewhat more satisfied than then
3. Stayed the same
4. Now somewhat less satisfied than then
5. Less satisfied now than then
- . Not applicable

E2. Overall, are you happier now than you were when you still lived in the Netherlands? This concerns the last years before emigration.

1. Happier now
2. Somewhat happier now
3. Stayed the same
4. Now somewhat less happy
5. Less happy now
6. Cannot say

[E3 & E4 together in one grid]

E3. Do you feel a certain pride that you have immigrated to this country?

E4. Do you ever regret emigrating to this country?

1. Not at all
2. Occasionally
3. Sometimes
4. Often

E5. What is your opinion about the country where you now live? [GRID]

- a. I feel at home in this country
- b. I really feel connected to this country
- c. This country is part of my identity
- d. I feel more like a tourist than a resident of this country
- e. I feel settled in this country
- f. The people here consider me an outsider
- g. It's hard to connect with the people of this country

- 1. Strongly agree
- 2. Agree
- 3. Neither agree nor disagree
- 4. Disagree
- 5. Strongly disagree

E6. And what is your opinion about the Netherlands? [GRID]

- a. I feel at home in the Netherlands
- b. I really feel connected to the Netherlands
- c. The Netherlands is part of my identity

- 1. Strongly agree
- 2. Agree
- 3. Neither agree nor disagree
- 4. Disagree
- 5. Strongly disagree

E7. What is your opinion about the country you now live in? Please indicate this separately for each aspect. [GRID]

- a. The manners and mentality
- b. The bureaucracy and regulations
- c. Population density and crowding
- d. The reliability of politics/government
- e. Care (health care, home care, etc.)
- f. Financial services (banks, brokers, and insurers)
- g. Hotels, restaurants, and bars
- h. Weather

- 1. Positive
- 2. Fairly positive
- 3. Neutral
- 4. Fairly negative
- 5. Negative
- 6. Don't know

E8. What is your opinion about the Netherlands?

- a. The manners and mentality
- b. The bureaucracy and regulations

- c. Population density and crowding
- d. The reliability of politics/government
- e. Healthcare (health care, home care, etc.)
- f. Financial services (banks, brokers, and insurers)
- g. Hotels, restaurants, and bars
- h. Weather

- 1. Positive
- 2. Fairly positive
- 3. Neutral
- 4. Fairly negative
- 5. Negative
- 6. Don't know

E9. What is your opinion on the following statements? [GRID]

- a. I don't have the money to return
- b. If I went back, I'd have to start all over again
- c. I have little in the Netherlands to go back to
- d. I feel like I can't leave here even if I wanted to

- 1. Strongly agree
- 2. Agree
- 3. Neither agree nor disagree
- 4. Disagree
- 5. Strongly disagree

E10. What are your views on the following statements? [GRID]

- a. I like to learn about other ways of living
- b. It's good to exchange ideas with people from other countries and cultures
- c. By interacting with people from other countries you get to know their unique ideas and approaches
- d. You can enrich your life by meeting people from other countries
- e. I would like to learn more about people in other countries
- f. It is always interesting to observe people from other cultures

- 1. Strongly agree
- 2. Agree
- 3. Neither agree nor disagree
- 4. Disagree
- 5. Strongly disagree

E10. What are your views on the following statements? [GRID]

- a. I am willing to donate part of my income for climate improvement
- b. I am very concerned about global warming
- c. Many claims about global warming are exaggerated
- d. Improving the climate must be a priority, even if it hampers economic growth

- 1. Strongly agree

- 2. Agree
- 3. Neither agree nor disagree
- 4. Disagree
- 5. Strongly disagree

E10. What are your views on the following statements? [GRID]

- a. Children should take care of their sick parents
- b. When parents are old, they should be able to live with their children
- c. Children who live nearby should visit their parents at least once a week
- d. Parents should support their adult children when they need it
- e. Parents should help their adult children financially when they need it
- f. Parents should provide shelter for their adult children if they need it

- 1. Strongly agree
- 2. Agree
- 3. Neither agree nor disagree
- 4. Disagree
- 5. Strongly disagree

E11. If you had to choose, which of the following do you think is the most important? And which one comes in the second place?

	a. 1 st Place	b. 2 nd Place
Maintaining the rule of law		
Giving people a bigger say in important government decisions		
Stimulating economic growth		
Protecting free speech		

E12. Did you identify with traits from the 1960s and 1970s when you were young? [GRID]

- a. Hippie culture
- b. Protest generation/anti-establishment
- c. Feminism
- d. Alternative lifestyles

- 1. No
- 2. A little
- 3. Fairly
- 4. Very

E13. Can you describe how accurately each expression describes you as a person? Describe yourself as you generally are now and not as you want to be in the future. [GRID]

- 1. Don't talk much.
- 2. Get stressed easily.
- 3. Prefer variety to routine.
- 4. Feel good in the company of people.
- 5. I am relaxed most of the time.
- 6. I like to keep everything the way it is.
- 7. Stay in the background.

8. Get alarmed easily.
9. Love to start something new.
10. Start conversations.
11. Get upset easily.
12. Am attached to fixed patterns and habits.
13. Have little to say.
14. My mood changes often.
15. Hate change.
16. Talk to many different people at parties.
17. Have frequent mood swings.
18. Am a creature of habit.
19. Am quiet in the company of strangers.
20. I often feel depressed.
21. Am interested in many things.

1. Absolutely correct
2. Fairly correct
3. Neither right nor wrong
4. Fairly incorrect
5. Completely wrong

E14. These were the last questions. Is there anything else you would like to mention that has not been discussed? You can note these below.

..... [open] [max number of letters = 50] [may be skipped]

E15. If you could describe your emigration experience in one word, what word would it be?

.... [open, max number of letters = 20] [may be skipped]

E16. We may do a short follow-up research. May we contact you again in the future? You can decide later whether or not to participate.

1. I do want to participate again
2. I may want to participate but decide later
3. I probably don't want to participate, but will decide later
4. I no longer wish to be contacted → proceed to question E18

E17. What is the email address which we can contact you with?

..... @

Finally, some questions about authorities in the Netherlands.

E18. With which of the following Dutch authorities have you had contact since your departure from the Netherlands? This can be at the office, by telephone, by post or via the internet. Multiple answers possible.

1. Social Insurance Bank (SVB)
2. UWV
3. Dutch municipality(ies)
4. None of these → proceed to question E21

E19. How often was that, all contacts taken together?

1. Less than once a year
2. 1-2 times a year

3. 2-5 times a year
4. More than 5 times a year

E20. What topics did you have contact about? Multiple answers possible.

1. AOW
2. Supplementary Income Provision
3. Child benefit
4. General Surviving Dependents Act
5. Assistance
6. Illness or incapacity for work
7. Unemployment
8. Care
9. Other, namely... [text]

E21. If you would like to contact a Dutch social security institution, which way of contact do you prefer?

1. By mail
2. Visit to the office
3. By phone
4. By email
5. Via the website of the relevant authority
6. Through social media
7. Via WhatsApp or another messaging service
8. Other

Thank you very much for completing the questionnaire. If you have any questions, please email us or make an appointment by email.

Appendix B: Ethical clearance



university of
 groningen

faculty of spatial sciences

research ethics committee

Prof.dr. Matthijs Kalmijn

E-mail address: Kalmijn@nidi.nl

Jeannet Brondsema
T +31 (0)50 36 33896
j.t.brondsema@rug.nl

Faculteit Ruimtelijke Wetenschappen
Landleven 1
9747 AD GRONINGEN
Faculteit Ruimtelijke Wetenschappen
PO Box 800
9700 AV GRONINGEN
The Netherlands

www.rug.nl/frw

Handled by
Jeannet Brondsema

Date
1 June 2021

Our reference

Subject
Ethics committee

Dear Professor Kalmijn,

The Research Ethics Committee of the Faculty of Spatial Sciences, University of Groningen, The Netherlands, chaired by Dr Frans J. Sijtsma has assessed your request concerning your research, entitled: *"A Place to Grow Old? The Risks and Rewards of International Retirement Migration"*.

We found that you have taken good care of the ethical aspects of the research. We, therefore, grant you ethical clearance for this project. We wish you all the best in pursuing this interesting research.

Please do not hesitate to contact us, should you have any further queries.

Kind regards,

On behalf of the Ethics committee

Dr Frans Sijtsma
Chair